

# Florida GARDENER

THE OFFICIAL PUBLICATION OF THE FLORIDA FEDERATION OF GARDEN CLUBS, INC.

VOL. 61, No. 3

WINTER 2023



INSIDE

CONVENTION NEWS | CLASSES | ARTICLES | BOOK REVIEW | RECIPES



# THE *Florida* GARDENER

Vol. 61 No. 3 Winter 2023

## PUBLISHER

FLORIDA FEDERATION OF GARDEN CLUBS

## EDITOR-IN-CHIEF

Tina Tuttle

[ttuttle1954@gmail.com](mailto:ttuttle1954@gmail.com)

## EDITOR

Lisa Packard

[FloridaGardener@outlook.com](mailto:FloridaGardener@outlook.com)

## ADVERTISING & SALES

Inger Jones

[MJInger@att.net](mailto:MJInger@att.net)

## CONTINUING EDUCATION

Barbara Hadsell

[barb@bhadsell.com](mailto:barb@bhadsell.com)

## SUBMISSION

TFG welcomes submissions by FFGC all members on articles related to FFGC's activities and mission. All submissions will be edited for clarity of expression, space, style compliance, grammar, syntax, structure and messaging. Photographs are encouraged, but please maintain a high resolution.

## ADVERTISING

Advertising inquiries are welcome. Discounts are available to clubs and club members. For a rate sheet or more information, visit the TFG website at [ffgc.org/the-florida-gardener](http://ffgc.org/the-florida-gardener) or contact Inger Jones at [mjinger@att.net](mailto:mjinger@att.net). FFGC is a Florida 501(c)(3) nonprofit organization located at 1400 S. Denning Drive, Winter Park, FL 32789; (407 ) 647-7016.

*The Florida Gardener* is a quarterly magazine designed to address the interests and promote the activities of FFGC. Organized to communicate programming and opportunities for members and connect members all over the state. TFG covers FFGC news, NGC opportunities, news and events, club achievements, educational articles, and photographs. For more information please contact the editor at [floridagardener@outlook.com](mailto:floridagardener@outlook.com).

## BOARD OF DIRECTORS

### PRESIDENT

Tina Tuttle  
[ttuttle1954@gmail.com](mailto:ttuttle1954@gmail.com)

### 1st VICE PRESIDENT

Christy Linke  
[clinke3173@aol.com](mailto:clinke3173@aol.com)

### 2nd VICE PRESIDENT

Mary Whisler  
[mary.whisler66@gmail.com](mailto:mary.whisler66@gmail.com)

### 3rd VICE PRESIDENT

Leticia Gunn  
[Ldelatorregunn@gmail.com](mailto:Ldelatorregunn@gmail.com)

### TREASURER

Jana Walling  
[jipwfl@hotmail.com](mailto:jipwfl@hotmail.com)

## RECORDING SECRETARY

Jennifer Barber  
[jdrwho.3@gmail.com](mailto:jdrwho.3@gmail.com)

## CORRESPONDING SECRETARY

Linda Feifarek-Johnson  
[feif@bellsouth.net](mailto:feif@bellsouth.net)

## PARLIAMENTARIAN

Carolyn Lowry-Nation  
[005cceesea@gmail.com](mailto:005cceesea@gmail.com)

## FFGC

Organized April 24, 1924  
Federated April 25, 1925

## Charter Member

National Garden Clubs, Inc.

## Member

Deep South Garden Clubs, Inc.

## MISSION STATEMENT

Florida Federation of Garden Clubs, Inc. promotes the love of gardening, floral and landscape design, civic and environmental responsibility by providing education, resources and networking opportunities for our members, youth and the community.

## FACEBOOK.com

/FLGardenClubs

## EDITORIAL DEADLINES

Fall Sep 1 | Winter Dec 1  
Spring Mar 1 | Summer Jun 1



FROM YOUR FLORIDA FEDERATION FAMILY



# DISTRICT DIRECTORS

## DISTRICT I JENNY WEBER

Escambia, Santa Rosa, Okaloosa,  
Walton

## DISTRICT II SUE MEYER

Holmes, Washington, Jackson, Bay,  
Calhoun, Gulf, Liberty, Gadsden

## DISTRICT III LANA ARNOLD

Franklin, Wakulla, Leon, Jefferson, Madison,  
Taylor, Hamilton, Suwannee, Lafayette

## DISTRICT IV SAM RUNYON

Baker, Bradford, Union, Nassau, Duval,  
Clay, St. Johns, Putnam

## DISTRICT V CAROL STEVENS

Columbia, Dixie, Gilchrist, Alachua,  
Citrus, Hernando, Levy, Marion

## DISTRICT VI VALERIE SEINFELD

Flagler, Volusia, Brevard

## DISTRICT VII GWEN CARTER

Sumter, Lake, Orange, Osceola,  
Seminole

## DISTRICT VIII PHYLLIS WEBER

Pasco, Hillsborough, Pinellas, Manatee,  
Sarasota

## DISTRICT IX CLAUDIA CHOPP

Polk, Hardee, DeSoto, Highlands,  
Charlotte, Lee, Collier

## DISTRICT X MARIA WOLFE

Okeechobee, Indian River, St. Lucie,  
Glades, Martin, Hendry, Palm Beach

## DIST XI TARYN PALO

Broward

## DISTRICT XII SUSAN RODRIGUEZ

Dade, Monroe

# FROM THE EDITOR

Fall is over and winter flower shows, home tours, and holiday festivities are going strong. I admit, I'm looking for the PAUSE button to slow it all down. You can see from this issue that nobody is slowing down. There are more articles than ever before (*thank you*), and a new feature called **Garden Clubbin'** where clubs are encouraged to send in high quality photos of the club in *action* not at a luncheon, meeting, or of an inanimate object, but out there doing it—*garden clubbin'*. You may remember Tina Tuttle using that term in the October issue.


The very hottest news, of course, is the 97th Convention, which gets underway in Jacksonville on April 10-12, and you must come. The 100th is special. The keynote speaker is **Laura Dowling**, author and former White House florist. Catch my Q&A with her (pg 32).

This issue is packed full of great information, including two on the Atala Blue Streak butterfly. Leticia Delatorre-Gunn's article attracted a follow-up by Mona Johnston who had historic information to support Leticia's article. Part I of the William Bartram article from the Fall magazine continues with Part II, and it's a great read. *"And in this corner, weighing in at ~50 pages is our first digital only edition of TFG."* This editor thinks it's time to submit an application for an award. Did you apply?

Hear ye, hear ye! The magazine features FFGC and NGC news, but also tries to explain the people, the organization, the goals, and where you and your local club can interact or benefit. Leadership comes from members like you so let someone know of your interest to get involved at the state level. Read the Board and Committee reports to understand what committees do. Terms are two years and new people are always needed. Current terms end at the 2025 Convention.

The magazine could use researchers, proofreaders, copywriters, and some awesome full page sponsors (not too many) from all around the state. If this sounds interesting to you, please contact me. Start now!

Lastly, Santa came early to my house. I got a puppy—a miniature long-haired dachshund named **Mia**.



—Lisa Packard, Editor

[floridagardener@outlook.com](mailto:floridagardener@outlook.com)

*Cover Photo was taken by an unnamed volunteer while campers were on a hike. Thank you to that person!*



# TABLE OF CONTENTS



## FEATURE

- 18 WEKIVA YOUTH CAMP  
Celebrating their 50th
- 32 LAURA DOWLING  
A Conversation

## FFGC NEWS

- 6 President's Message
- 7 Affiliates
- 8-9 Convention
- 11 Continuing Education
- 15 Arbor Day
- 23 Membership
- 46 Position Papers
- 47 100 Years of History

## SCHOOLS

- 10-11 NGC & FFGC  
Continuing Education &  
All About Schools

## UP CLOSE

- 15 with Awards Chair  
Sandra Arnold

## ARTICLES

- 36 *Agave americana*  
by Ramona Johnston
- 41 Camp Live Oak  
by Sharon Bogard
- 45 Cuetlaxochitl Season  
By Betsy Tilghman
- 34 Garden Club Gardeners  
Mixer  
by Susan Rodriguez
- 35 Going Batty!  
Jeri Decker
- 24 History of Arbor Day  
by Lynn Artz
- 39 William Bartram Part II  
by Kailia Baillene
- 30 The Pandemic Gave Me  
A Blue Hair Streak  
by Leticia Delatorre-Gunn
- 31 The Plight of the Atala  
by Mona Johnston

## DISTRICT NEWS

- 25 District News
- 27 Garden Clubbin' **New!**

## FEATURES

- 7 Calendar
- 15 Blue Star Signs Rising
- 15 Know Your Growing  
Zone
- 15 Florida Garden Week
- 17 Travel Advertisement
- 29 Book Review
- 37 Floral Design Study
- 37 Awards Recap
- 38 Nonprofit Year-End  
Tips
- 42 Festive Recipes

Thank you to Black Kow, Southern Ag,  
and Florida Wildflowers for their  
consistent sponsorship.





# President's Message

by Tina Tuttle, FFGC President

Where has the year gone?? Time is surely passing quickly and we have been busy, haven't we?

Tour! For three weeks, the Tour Team hit the road and met so many new friends, saw some old friends and told about the FFGC opportunities and plans for this administration. The slideshow we used on tour is online on the Home page (on the hot links) if you want to share it with those who couldn't attend the district meetings. The Tour Team put over 3000 miles by car, plane and, in the case of 3VP Leticia, train. We visited some amazing locales and enjoyed the back roads featuring old Florida.

Each district meeting was unique, and each district has a personality all its own. I thank you for your planning and execution of that plan that brought the meeting to fruition! We had so much fun, great memories were made, and I thank each of you for the birthday cake!

A very special welcome to these new board members and a huge THANK YOU for volunteering to take a leadership role: **Daphna Goldberg** (DSGC Unified Project), **Taryn Palo** (District XI Director), **Grace Tshanakas** (NGC Special Project), **Blanca Longo Rancourt** (National Garden Week), and **Michele Vatalaro** (Insurance).

We welcome our new affiliates—Florida Flower Show Judges, Creative Floral Arrangers of the



Americas, Butterflies in Motion, (Fort Myers/Lee County Council) as well. So good to have them join us!

Awards judging for most FFGC Awards is taking place on December 11, in person, at Headquarters in Winter Park. I hope you submitted an application for all the good works you, and your clubs have accomplished. I wish you GOOD LUCK winning at convention.

Many thanks and congratulations to **Sandra Arnold and Lisa Packard** for presenting the new Awards Manual online. It is as complete a reference as you will ever find! How are you progressing in checking off your "100 Ways to Celebrate 100 Years" checklist? There is still plenty of time to participate individually or as a club.

Upcoming: The Member Survey will be conducted online by district this month. The last survey was over 10 years ago. Your participation is greatly appreciated. You can complete the form online and submit via email.

Registration for the 2024 Convention opens January 1. The committee has been working to provide a memorable convention and state flower show experience for everyone! It's not every day that you celebrate a centennial!! Make a resolution to attend and sign up early. See page 8 for more info.

I offer to each member my sincere Season's greetings for the holidays and health and happiness in the new year. I hope you are able to be surrounded by loved ones and lots of fun. Hope to see you soon,

**Tina**



# FFGC AFFILIATE MEMBERS

by Donna Bergere, Chair, Affiliates

## **Florida Wildflower Foundation**

Sponsor—FFGC

Creating pathways throughout Florida – Reconnecting Florida for Pollinators, Wildflowers, and People. The license plate, which may be purchased, protects and preserves native natural Florida. [flawildflowers.org](http://flawildflowers.org)

## **Heathcote Gardens of Fort Pierce**

Sponsor—GC of Fort Pierce

Heathcote Gardens has the largest collection of tropical bonsai trees in the U.S.

[HeathcoteBotanicalGardens.org](http://HeathcoteBotanicalGardens.org)

## **McKee Botanical Garden**

Sponsor—GC of Indian River County

Escape into their 18 acre-lush jungle with more than 10,000 plants which is one of Florida most extraordinary botanical collections.

[Mckeegarden.org](http://Mckeegarden.org)

## **The Institute for Regional Conservation**

Sponsor—FFGC District X Plant America with Trees Committee

Biological inventory/monitoring, vegetation mapping/GIS, ecological restoration, prescribed fire, and exotic plant control.

[www.regionalconservation.org](http://www.regionalconservation.org)

## **Mounts Botanical Garden of Palm Beach County**

Sponsor—West Palm Beach Garden Club

A mission to “inspire and educate nature” and a history spanning over 40 years, Mounts is the oldest and largest garden in

Palm Beach. They have many different exhibits as well as horticultural classes.

[Mounts.Org](http://Mounts.Org)

## **Palm Beach County Chapter of the Florida Native Plant Society**

Sponsor—NGC/FFGC District X

[palmbeach.fnpschapters.org](http://palmbeach.fnpschapters.org)

## **Butterflies in Motion, Inc.**

Sponsor—Milton Garden Club

Their mission is to educate people about Florida native butterflies and their environment.

[butterfliesinmotion.net](http://butterfliesinmotion.net)

## **Florida Flower Show Judges**

The object of this organization is to maintain a superior standard of flower show judging by educating judges holding NGC certificates. Educational opportunities are provided through supporting flower shows.

## **ABOUT AFFILIATE MEMBERSHIP**

The Affiliate members are listed on FFGC Website under Membership along with their logos.

If you have any questions, please feel free to contact Donna Berger, FFGC Affiliate Membership Chairman at (772) 214-8629 or email [Bergerdx2015@gmail.com](mailto:Bergerdx2015@gmail.com).

<https://www.ffgc.org/Affiliates/>

# CALENDAR

## 2024

- JAN 9-1 Winter BOD Mtg HQ  
JAN 19 Celebrating Arbor Day  
JAN 23-26 NGC Flower Show Schools Course 2 Bradenton, FL  
JAN 25-26 Tropical Short Course Wellington, FL  
  
APR 9-12 97th Convention 100th Celebration  
APR 24 FFGC 100th Birthday brunch and dinner Winter Park HQ  
  
MAY 14-16 Flower Show Symposium Pensacola  
MAY 21-24 NGC Flower Show Schools, Course 3 Manatee River GC  
  
JUN 2-5 NGC Convention Denver, Colorado  
JUN 2-8 National Garden Week  
  
JUN 12-14 SEEK 50th Anniversary  
JUN-JUL Wekiva Youth Camp 50th Anniversary  
  
SEP 10-12 Fall BOD Meeting Winter Park HQ  
NOV 27 Most awards due  
NOV 24-27 NGC Flower Show Schools, Course 4 Bradenton, FL

## 2025

- JAN 6-11 Winter BOD Meeting aboard the *Voyager of the Seas*  
APR 7-10 FFGC 98th Convention Jacksonville FL



# FFGC 97TH CONVENTION IN



» SPECIAL GUESTS, NOTABLE  
SPEAKERS, WORKSHOPS &  
MARKET VENDORS

» EARLY ARRIVAL  
ENTERTAINMENT "THROUGH  
THE DECADES"

» OPPORTUNITY DRAWINGS  
WITH GREAT PRIZES

» COMMEMORATIVE QUILT

» 100TH BIRTHDAY PARTY

## OPPORTUNITY DRAWING \$2/PER TKT

### *Prizes Galore!*

Two Night Stay @ Disney Resort  
Two Night Stay @ Southbank Hotel  
Jacksonville Riverwalk  
5 Gift Card Baskets (\$500 value ea)

Limited to 5,000 tickets.  
Ask your club president.

*You gotta play to  
win.*

*No need to be there  
to win, but come!*

## HOTEL

Southbank Riverwalk  
1515 Prudential Drive  
Jacksonville, Fl 32207  
(904) 396-5100

*Hotel Registration  
Starts in Jan.  
Reserve Quickly  
or Miss Out.*

## CONVENTION REGISTRATION

*Registration Starts  
Jan 1.*

### *MEMBERSHIP ADVERTISING OPTIONS*

**CONVENTION:** Members may purchase an ad for the Convention Slide Show to be shown at dinner. The size options and reasonable prices are on the Convention web page -- look for Member Slideshow advertisement.  
**THE FLORIDA GARDENER** -- Members may also advertise in this magazine. The next deadline is Apr 28 (a little earlier to accommodate the convention). Rates and ad form are on [TFG web page](#).

ALL DETAILS, WEB LINKS, AND FORMS ARE ALWAYS UPDATED ON THE  
CONVENTION WEBPAGE: [WWW.FFGC.ORG/CONVENTION](http://WWW.FFGC.ORG/CONVENTION)



# JACKSONVILLE APR 10-12, 2024

## STATE FLOWER SHOW (DRAFT)

The State Flower Show schedule that is **on the Convention page** of the website is draft until January. Everyone is encouraged to enter the state show! There is something for everyone in the five divisions of the show to celebrate the 100th anniversary.



### [DRAFT SCHEDULE](#)

Titles throughout the schedule are Education, Environment, Community, Horticulture, and Design.

Check the Horticulture sections and classes for your best grow-to-show specimens. The schedule is all-inclusive.

*If you grow it, design it, or create it, you can enter it!*

## MEMBERS ONLY ART SHOW (FINAL)



At this year's convention on April 10-12, 2024, there will be a **Members Only Art Show**—amateur exhibitors only. No professional artists. Exhibitors are limited to one item per section or class as described on the flier on the Convention website.



**—TO REGISTER  
DOWNLOAD THE  
[APPLICATION](#)  
MAIL IT BY  
MARCH 15, 2024—**

All display equipment is to be provided by the Exhibitor and must fit into the 16”x24” space provided for each exhibit. Larger exhibits may be accommodated by appointment. **Cash Prizes will be awarded to a single Blue-Ribbon winner in each section** as chosen by a panel of judges plus a Viewer’s Choice ballot award.

## SCHEDULE (DRAFT)

### WEDNESDAY, APRIL 10

Flower Room opens  
Committee Meetings  
Tour of Cummer Museum w/lunch (optional)  
Judges Lunch  
TriCouncil lunch open to all (optional)  
Flower Show Ribbon Cutting  
Early Arrivals Dinner  
Ticket required (optional)  
Flower Show & Art Show Awards at Dinner



### THURSDAY, APRIL 11

Annual Meeting  
Lunch  
District Parties  
Dinner with Xavier Cortada Awards



### FRIDAY, APRIL 12

Annual Meeting reconvenes  
Lunch w/ NGC President, Brenda Moore  
Dinner with Laura Dowling, author, former White House Floral Designer







S

SOUTHBANK

HOTEL

JACKSONVILLE RIVERWALK

FLORIDA FEDERATION OF

GARDEN

*Clubs*

APRIL 10-12 2024

1515 PRUDENTIAL DRIVE

JACKSONVILLE, FLORIDA 32207

MARRIOTT  
BONVOY



# NGC & FFGC CONTINUING EDUCATION

## NGC ENVIRONMENTAL

FFGC Chair: Lydia Barbour  
(703) 282-8924  
Email: [lydiabarbour@hotmail.com](mailto:lydiabarbour@hotmail.com)

## NGC GARDENING

FFGC Chair: Sally Flanagan  
(386) 428-3170  
Email: [sfflan@aol.com](mailto:sfflan@aol.com)

FEB 20-21, 2024  
NGC SERIES 10, COURSE 4  
WEST PALM BEACH

Local Chairman: Carol Stender  
Phone: (610) 297-1224  
Email: [carol.stender@gmail.com](mailto:carol.stender@gmail.com)

## NGC LANDSCAPE DESIGN

FFGC Chair: Susan MacPherson  
(781) 249-8905 (c)  
Email: [RMacpham@me.com](mailto:RMacpham@me.com)

FEB 7-8-9, 2024  
NGC COURSE 4 / ZOOM

Local Chair: Sally Flanagan  
Phone: (386) 428-3170  
Email: [sfflan@aol.com](mailto:sfflan@aol.com)

## NGC FLOWER SHOW

FFGC Chair: Susan Hillson  
(561) 333-0740  
Email: [Susan.Hillson@gmail.com](mailto:Susan.Hillson@gmail.com)  
The following are all in Bradenton:

COURSE 2, JAN 23, 2024  
COURSE 3, MAY 21, 2024  
COURSE 4, SEP 24, 2024

## FLORAL DESIGN STUDY UNITS

FFGC Chair: Jan Griffin  
(813) 716-6691  
Email: [billjangriffin@gmail.com](mailto:billjangriffin@gmail.com)

BASIC 6 CLASSES  
JAN 8 AND 22,  
FEB 5 AND 19,  
AND MAR 4 AND 25, 2024  
LADY LAKE, FL

Contact: Susan Cangialosi  
Email: [susancangialosi@aol.com](mailto:susancangialosi@aol.com)

BASIC 6 CLASSES  
JAN 15, 22, 29  
FEB 5, 12, AND 19, 2024  
TAMPA GARDEN CLUB

Registrar: Parke Finold  
Email: [Parterrel@aol.com](mailto:Parterrel@aol.com)

## SUMMER SHORT COURSE

2024 -- Gainesville  
Chair: Carol Binello  
Phone: (352) 215-9190  
Email: [carolannbinello@gmail.com](mailto:carolannbinello@gmail.com)

JUNE 2, 3, 4, 2024  
TOPICS AND TRI-REFRESHER  
STATUS TBD  
THREE FUN DAYS OF  
FIELD TRIP, DESIGN DINNER &  
EDUCATIONAL LECTURE  
TRI-REFRESHER CREDIT WILL BE  
APPLIED FOR

## SHORT COURSE – NORTH AUGUST 8-9, 2024

Chair: Joanne Connor  
Email: [connorronald@bellsouth.net](mailto:connorronald@bellsouth.net)  
Phone: (850) 512-9755  
Milton, FL

## TROPICAL SHORT COURSE

FFGC Chair: Maria Wolfe  
Phone: (561) 386-4903  
Email: [tcacad\\_registrar@yahoo.com](mailto:tcacad_registrar@yahoo.com)

TRI-REFRESHER  
JAN 25-26, 2024  
WELLINGTON, FL

## GROUND BREAKERS-THEN AND NOW

## SYMPOSIUM 2024

MAY 14-16, 2024  
PENSACOLA

Chair: Claudia Bates  
Phone: (352) 317-2831  
Chair: Gina Jogan  
Phone: (850) 324-9783  
Email: [gvjogan@panhandle.rr.com](mailto:gvjogan@panhandle.rr.com)

Please check the NGC/  
FFGC calendars for de-  
tails and updates, if any.

**CALENDAR**

# COMPLETE GUIDE TO NGC & FFGC SCHOOLS

Grab a refreshment and learn how to use this opportunity.

The National Garden Clubs, located in St. Louis, MO, manages four schools that offer continuing education to garden club members and non-members with various educational opportunities on the art and science of the environment, gardening,



landscape design, and flower arranging. These classes are informational for everyone but also serve to fulfill the required criteria to become a consultant in a given area. NGC and FFGC both maintain a calendar of classes with all details. Courses are offered as in-person, Zoom, or hybrid. There is a fee involved for all of them, but the speakers are experts in their fields.

## NGC ENVIRONMENTAL SCHOOL

Environmental School consists of **a series of four courses, scheduled over two days of instruction, followed by an exam for those interested in becoming an accredited Environmental Consultant.**

The mission of the Environmental Schools is to teach environmental literacy to cherish, protect, and conserve the living earth. The courses teach appreciation of the natural world, encourage action for sustainable development, and appreciation for the interrelation of all natural things. Land conservation, water conservation,

water, and air quality are particularly emphasized.

## NGC GARDENING SCHOOL

Gardening School consists of **a series of four courses, scheduled over two days of instruction, followed by an exam for those interested in becoming an NGC-accredited Gardening Consultant.** Courses cover all aspects of horticulture: gardening, understanding soil structure, pruning techniques, identifying plants, etc. Topics include basic botany, soils, annuals, perennials, trees, shrubs, fruits, vegetables, lawns, pests, plant diseases, plant classification, and selected subjects of local interest. Additional topics may include reconciliation ecology, creating backyard habitats to help endangered species, such as pollinators and amphibians, and working with youth.

## NGC LANDSCAPE DESIGN SCHOOL

Since its founding in 1958, professional instructors have maintained the high standards originally incorporated in the landscape design study program. Students acquire the tools for making their own gardens more beautiful and easier to maintain. Students have been motivated to serve in political decision-making areas where awareness of the impact of a well-designed landscape can enhance the beauty and enjoyment of life in the public arena. The

diversity of the course curriculum, from the history of landscape design to that of contemporary landscape architecture, appeals to a broad range of interests.

The Landscape Design School includes **a series of four courses. Those who complete the series and pass each examination with grades 70 or above will receive the NGC Consultants Certification Card, an NGC credential.** Besides gaining greater enjoyment in their gardens through this knowledge, members have found the program inspirational, leading to the development of important civic and private projects.

## NGC FLOWER SHOW JUDGE SCHOOL

Flower Show School is a comprehensive program that teaches about judging, entering, competing, and chairing an NGC flower show. There are four courses, each with a specific curriculum that includes horticulture, design, and flower show procedure. If you are considering becoming a flower show judge, planning to chair a flower show, or are just curious, your first step is to attend Course I. Subjects are taught by qualified instructors, and outlines are provided. Examples of horticulture and design are displayed and critiqued. Learn point scoring to evaluate how entries are judged and see what it takes to get the blue ribbon. Learn about awards, types of shows, and what committees are needed to produce a show. We invite you to join this unique experience and become an active part of flower shows. [➔ more](#)



## SYMPOSIUM— FLOWER SHOW JUDGES

The Florida Federation of Garden Clubs offers symposiums every year. The dates will be posted on the FFGC website.

Symposium is an in-depth course on design, horticulture, and allied subjects about flower shows that is more advanced than presented in Flower Show Schools. These courses are primarily intended for Flower Show Judges to maintain their credentials. Still, all garden club members interested in learning more about flower shows, floral design, and horticulture are encouraged to attend.

All NGC Accredited Flower Show Judges are required to attend NGC Symposiums to remain in Good Standing. Good Standing is necessary if a judge wishes to continue judging and evaluating flower shows. By attending and passing all Point point-scoring examinations, a judge advances from Accredited Judge to Accredited Life Judge and finally Accredited Master Judge.

## FFGC FLORAL DESIGN STUDY SERIES

The Floral Design Study Series is a unique series of lectures, demonstrations, and critiqued workshops sponsored by FFGC. Talented, accredited instructors are available throughout the state to teach the classes.

This is a comprehensive program by Bob Thomas, an internationally renowned floral designer from Florida. Bob was responsible for the Basic Six Units, and Florida's own, Wilma Paulauskas, wrote the

curriculum for the Three Advanced Units. The program focuses on Basic Floral Design for the home and Flower Shows using fresh LIVE plant materials and flowers.

Those who attend all nine lectures and workshops will receive a certificate suitable for framing. Live materials, greens, and flowers are supplied for the first three classes. Advance registration is required. An Information packet is available for the Chairperson/Committee hosting the program.

## WHERE DO THESE SCHOOLS LEAD ?

Everyone is invited to take a course here or there, but if you are truly interested in achieving your credentials, you can read all the steps involved on the NGC website page --

<https://gardenclub.org/our-schools>

Once you earn your credentials, you also earn pins that say you have reached 4-Star, 5-Star status, or other awards or honors. When you attend the convention, you will see a very large number of members wearing a ribbon necklace that is loaded with those pins. That represents a tremendous dedication to advancing in knowledge and accomplishment. Everything you need to know is on the NGC site.

## NGC PATH OF SUCCESS

The NGC Path of Success is a new walking path, roughly 1/4 mile long, that will be built on the grounds of NGC headquarters in St. Louis, Missouri, that will link to NGC to the Missouri Botanical Gardens. This project will serve as an educational platform, showing the rich history and mission of NGC.

Everyone is welcome to purchase a paver. Some people are pooling together to buy a 4x8" paver with three lines for \$250. *Be a part of history.*

Click the logo ▲ to see their web page with links to purchase or donate.



## KNOW YOUR PLANTING ZONE

By Lydia Barbour, Environmental School Chair, Melbourne Garden Club President



On November 15, 2023, the USDA published the updated 2023 Plant Hardiness Zone Map, the first update since 2012. It was created in a joint effort with Oregon State University's PRISM Climate Group, is more accurate, and contains greater detail than prior versions.

Florida now includes areas that are 9a to 11b.



[DOWNLOAD USDA MAP](#)

## HOUSEKEEPING

### Report Changes

To protect the accuracy of the membership database, please use the **MEMBERSHIP FORM** to notify HQ of any changes in member status, especially, relocation or death. [FFGC.org/FORMS](https://ffgc.org/FORMS).

### Submit Your Event

ALL FORMS are online. To submit your event to the FFGC calendar, download, complete and email the **CAL-ENDER ENTRY FORM** to the Corresponding Secretary, Linda Feifarek-Johnson at [feif@bellsouth.net](mailto:feif@bellsouth.net) [FFGC.org/FORMS](https://ffgc.org/FORMS)

### FFGC Calendar

[FFGC.org/calendar](https://ffgc.org/calendar)

Save it on your Internet Toolbar.

## BLUE & GOLD STAR PRICES INCREASE ON JAN 1, 2024

By Rosita Aristoff, Chair Blue Star Memorial

Virtually nothing these days is immune to the impact of inflation and, unfortunately, the Blue & Gold Star Memorial Markers are no exception.

Effective January 1, 2024 the manufacturer has advised that the prices will be adjusted upward due to the rising costs of labor, materials and shipping.

The new pricing is as follows:

LARGE MARKER w/7' post	\$2,350
LARGE MARKER w/10' post	\$2,460
BYWAY MARKER	\$750
REPLACEMENT 7' post	\$375
REPLACEMENT 10' post	\$475
REFURBISHMENT	\$1,200
REFURBISHMENT w/cap repair	\$1,450



Happy Birthday  
Inger Jones



# FLORIDA GARDEN WEEK JUN 2-8, 2024

By Jane Nendick,  
Member Chipley GC and  
Green Thumb GC

National Garden Week (NGW) is celebrated nationally the first full week in June every year.

We encourage each Club and District to decide their own time to celebrate NGW honoring the goals and purposes of our FFGC and NGC. Since ours is held other than June 2, we must call it something else but not Garden Week. Be creative.



How are some ways to celebrate garden week? • Celebrate during the week of Arbor Day, a Flower Show, a Fun with Flowers event • host a special program on our environment, like saving our wildlife or water or air or trees • a conservation or design program presented at a school, an assisted living facility, public library • or your creative idea that's suitable for your community.

# EXCITEMENT BUILDS FOR FLORIDA ARBOR DAY 2024

by Lynn Artz, Arbor Day Chair

Garden clubs across Florida are preparing to plant trees to celebrate Florida Arbor Day, January 19, and the 100th anniversary of the Florida Federation of Garden Clubs, Inc. (FFGC). While some clubs will plant their first Arbor Day tree, others are continuing a long tradition.

Florida Garden clubs will put shovel to dirt at 11 am EST on January 19, 2024. They will invite their communities and dignitaries to their tree-planting ceremonies and share the history of Arbor Day.

Many garden clubs will plant live oaks, a long-lived keystone genus and native throughout the state. Southern live oaks (*Quercus virginiana*) are hurricane and fire-resistant and beneficial to wildlife. Red maple (*Acer rubrum*), another keystone genus, is another popular tree choice. Other native trees will be planted, including bald cypress, black cherry, dahoon holly, gumbo limbo, marlberry, river birch, satinleaf, southern magnolia, sweet bay magnolia, and torchwood, among others.

Shovels are being sharpened to plant these beautiful native trees at community parks, schools, botanical gardens, government buildings, garden clubs, prayer gardens, and nature preserves. Duke Energy Foundation has generously provided a grant of \$20,000 to ensure every club that wishes to plant a tree has the funds

[HTTPS://WWW.FFGC.ORG/ARBOR-DAY](https://www.ffgc.org/arbort-day)

to do. Their contribution expresses their dedication to increasing climate resiliency and supporting biodiversity by planting native trees. Duke Energy employees will attend tree-planting events.



To add to the festivities, dozens of garden clubs from Milton to Miami Lakes will give away native tree seedlings, thanks to funding from the National Wildlife Federation's Trees for Wildlife Program. The Perry Garden Club will give away the most seedlings to help residents of Taylor County replace trees destroyed by Hurricane Idalia. Tree seedlings available at the upcoming tree giveaways include bald cypress, live oak, pond cypress, sand pine,



southern red cedar, shumard oak, sweet gum, wax myrtle, and winged elm.

Thank you to everyone striving to make this the best Florida Arbor Day ever in honor of FFGC's birthday.

For assistance with any aspect of FFGC's statewide Arbor Day celebration, please contact Lynn Artz or Dianne Amburn at [ffgc24@gmail.com](mailto:ffgc24@gmail.com).

["HISTORY OF ARBOR DAY"]

## UP CLOSE WITH... AWARDS CHAIR

*Sandra Arnold, Gainesville GC*

*Sandra Arnold*, is a long time member of Gainesville Garden Club and has been applying for awards for many years and loves it. She is now FFGC's Award Chair thru 2024. Let's get up close and personal with Sandra.

### ***Where were you born and raised?***

I was born in South Miami and lived there until I was about eight years old, when my family moved to Key Largo in the Florida Keys.

### ***What did your parents do?***

My father was a builder until we moved; then he opened a hardware store. My mother was a homemaker raising me and three brothers. We were kept busy selling things, even homemade potholders. My mother made fliers for the hardware store and we delivered them everywhere. We would also sell key limes along US 1. I guess that is where I got my strong work ethic.

***If you went to college, where, and what did you study?*** I did attend some college classes but the distance to Miami was an obstacle. I moved to Gainesville and worked at Shands in the Plastic Surgery Department as Director of Volunteer Services for 20 years and attended clinic with the doctors, so I took classes on medical terminology classes.

***Were you a good student?*** I was an average student. Again, I was enterprising. I worked with the cafeteria workers, probably because I was allowed out of class early to do it, did not have to pay for lunch,

and learned different recipes for the food I liked.

### ***If you worked, what did you do?***

I started working when I was a teenager, helping with bookkeeping in the store and filing taxes for a local builder. I can't think of a time when I wasn't working. I was the first clerk at John Pennekamp Park when it opened. Later I moved to Jacksonville, lived with family friends and went to work for Ford Motor Co. I married a highway patrolman and moved to Clearwater and worked as a bookkeeper and sales clerk at Friedman's Jewelers. After a year, we moved back to the Keys and I worked for my brother's company keeping books. I remember giving birth to my son and two days later taking him to work.

### ***What was the most important thing you learned on your first job***



### ***that has served you all your life?***

I learned a lot from my father on accounting and providing a positive customer service.

### ***What does it take to be the awards chair? What kind of skills or personal attributes make it easier?***

In my case, I love awards, and have been submitting award applications for over eight years. The years of maintaining records, writing volunteer work descriptions, etc. taught me to be concise, accurate and creative. It takes a lot of time, such as, revising the award materials into a handbook. I could not have done it without the awesome tech skills of Lisa Packard. I am on the telephone a lot which I like as I get to speak to members who have the same interest in awards that I have. Yes, I would serve again, as I enjoy every aspect of it. To me, it is a labor of love.

***What was your favorite vacation or place to visit?*** The mountains and their winding streams.

***Dogs? Antique cars? Jewelry? Are you a collector of anything?*** I have three rescue dogs: Molly (14); Peanut and CoCo (both 2). I love toys from the 50's & 60's.

***Hollywood crush***, and back in the day is okay. Harrison Ford – wow.

***What would you request for last meal?*** Prime rib (rare), baked potato and a Caesar salad.

***Favorite flowers?*** Red roses. 



# Florida Federation of Garden Clubs

UPCOMING TRAVEL



**Chelsea Flower Show in London & Paris**  
May 21 - 29, 2024

This century-old flower show is held on the grounds of the Royal Hospital. It is a place to see cutting-edge garden design and find ideas to take home! Take this opportunity to see gardens in London & Paris!



**5-Night Western Caribbean Cruise**  
January 6 - 11, 2025

Escape with us to Cozumel, Mexico, and Coco Cay our board meeting at sea! Join the FFGC and friends for an amazing experience. Connect with fellow Garden Club Members and create lasting memories.



**Christmas Markets River Cruise**  
December 3, 2025  
(special Rates if booked in 2023)

Embark on a remarkable Christmas Markets River Cruise from Basel to Amsterdam, immersing yourself in the enchanting spirit and exploring European cities along the way.



**WFAA in Canberra, Australia**  
February 2027

Join us for the World Association of Floral Artists International Show and Australia/New Zealand trip. Interested? Call or go to the website to get on the "Keep Me Informed" list.

Visit our website to learn more about these upcoming trips

<https://www.funseas.com/ffgc>

Contact Shelley Atkinson  
your Garden Club Travel Advisor

(850) 386-7327 ext. 208 | [satkinson@funseas.com](mailto:satkinson@funseas.com)



HOLIDAY CRUISES  
& TOURS

# Cover Story

## FFGC Wekiva Youth Camp

By Mary Whisler, Wekiva Chairman and 2nd Vice President

Camp Wekiva 2023 is over; the camp is packed up for another year. Wekiva Youth Camp is preparing to start its 50th year. It all started 50 years ago by progressive and generous members years ago.

Wekiva Youth Camp (WYC) is an environmentally focused educational summer camp located in Wekiva State Park for Florida youth in Grade 1 to Grade 9 that is completely sponsored by Florida Federation of Garden Clubs, Inc. (FFGC) year round. FFGC is the only state organization to host an educational camp for youth. It started with the intention of providing young people a place to learn about conservation and how to enjoy the beautiful outdoors.

The activities are centered around different age groups. Critter Camp is for campers completing Grades 1 and 2. Our campers who have completed Grades 3 through 6, Primitive Camp for Grade 7, Environmental and Canoeing for Grade 8 and, by invitation only, Our Leaders in Training (LIT) Grade 9.

While the camp fees are borne by parents, FFGC's member garden clubs have supported the camp for 50 years by sponsoring scholarships that enable children in their community to attend. Those club scholarships allow the cost to



families to remain reasonable while still providing a great educational experience for our campers. (SEE page 20 for fees.)

In those 50 incredible years, Wekiva Youth Camp has developed a lifelong love of conservation among our campers, as well as fostered lifelong friends. Past campers return and serve as camp counselors. *The news on top of that is Newsweek Magazine included Wekiva Youth Camp in their top 100 summer camps in America.* Read that again! Wekiva succeeds with a brigade of help and volunteers, incredible staff, and our generous federation of garden clubs across the state.

This past summer, there were many new people doing outstanding jobs to make the camp run efficiently. Our new chef, **Chris Bates**, from the Orlando High School Culinary School, and many of his *chefs in training* ran the kitchen despite the issues caused by a 50-year-old kitchen with outdated appliances.

We are proud to report that *Chef Christopher Bates won the 2023 National Educator of Excellence Award* in Dallas, TX. FFGC and

Camp Wekiva are truly lucky to have him and his team on our Wekiva staff. Our new registrar, **Barbara Fowler**, took over the registrar's position after **Betty Moxley** served us faithfully and so well for many, many years and recently retired. Barbara did an outstanding job. **Gail Shaw** took on the new role of Wekiva Treasurer and trained with our FFGC/Wekiva Treasurer, **Jana Walling**.

The new Office/Clinic was completed in June, and Nurse Coordinator, **Nancy Steinbuechler**, set up a great new clinic. Our Camp Director, **Shelby Mander**, returned for her second year and our New Assistant

Director, **Eric Smith**, was there to assist her. We are saddened that Eric will not be returning in 2024 so a search for a new Assistant Director is underway. Our Nature Coordinator, **Kathy Rigling**, teaches

campers almost everything about birds, bugs, butterflies, trees, native plants, and our native "critters." Hikes are a daily event—campers will see gophers, rabbits, deer and even an occasional bear or snake. We are very fortunate to have our Craft Coordinator, **Julie Valentine**, teach the craft sessions. Julie was

# 50 & Years



a Wekiva camper and counselor before graduating from college as a teacher and returning to us to become the Craft Coordinator. **Mandy Howell** is Coordinator for Lifeguard Training, Waterfront Director and our First and Second Grade Program. Before receiving her degree in teaching, Mandy was a camper and counselor at camp. She wears many “hats” and does them all very successfully. If you ever wanted to learn how to camp in a primitive area in a tent, cook your meals on an open fire, and just enjoy nature at its best, then you would need to meet our Primitive Coordinator (campers’ grade 7), **Lindsay Loftin**. Lindsay joins us each year from Mississippi where she is a firefighter, mother of three young children, and a past camper and counselor. Understanding the issues with our Florida rivers, creeks, streams, the Gulf, and Atlantic Ocean is taught by **Kelly Hartman**, Environmental Education and Canoeing. She teaches the art of teamwork and leadership while learning how to handle a canoe. At the end of the week, the 8th grade

campers will complete their training by paddling down the Wekiva River.

Our Leaders in Training (LIT) Coordinator is **Devon Villareal-Dabbs**. The LIT (grade 9) program is by invitation only and leads campers in leadership skills to become our future counselors. This is a critical program as most of our incoming counselors come through this program. Also, Devon took on the position of FFGC Vice Chairman and



*Chef Christopher Bates won the 2023 National Educator of Excellence Award in Dallas, TX*



*(L-R) Leticia Delatorre-Gunn (3rd VP), Mary Whisler (2nd VP), Ann Todd, Marge Hendon (Past President, FFGC), Christy Linke (1st VP)*





is an integral part of camp running smoothly. Kelly and Devon were also campers and counselors before coming back to support camp. With support from former campers like these members, we hope that Wekiva will see 50 more years!

Volunteer/Coordinator of our Environmental/Canoe Program for organizing the dedication which made everything run smoothly. From planning the program to having our counselors sing camp songs, we will be forever grateful to Kelly for making it happen.

for four new luggage carts, two new tents, ramp curbs, fire boxes, golf cart repairs, ceiling fans and so much more. The camp always needs something, and we maintain a “Wish List” on the Wekiva website.



The dedication of our new office and clinic was held in early summer before camp opened, and we were happy to see so many garden club members attend the dedication. On April 26, 2019, FFGC received news that the Wekiva Youth Camp office and clinic were destroyed by fire. A timely and generous donation from **Troy and Ann Todd of the Sweetwater Oaks Garden Club** allowed us an opportunity to rebuild the build-



ing! We hope Ms. Todd is happy to see what her wonderful donation created.

This Chairman must give thanks and gratitude to Kelly Hartman

Our excitement and surprise at receiving the news that *Newsweek* Magazine included us in their national survey was tempered by the reality that a 50-year-old camp has numerous challenges. The kitchen was in critical need of repair. The ovens in the kitchen were not working efficiently. Even with several repairs, our chef could not keep them working. Our appliances were breaking down due to being stored for ten months in a non-air conditioned building. The old wiring in the camp caused power outages, and the sewer and water system continued to cause issues. However, there is a “silver lining” in every story. The State Park Service is in the process of renovating the kitchen this fall. With the generous donations of garden clubs and several individuals, we have purchased a new stove. Both our warmer, mixer and, most critical of all, “the slushy machine” received repairs. Garden clubs donated funds

In June 2024, before the start of camp, we will be hosting a 50th anniversary party for camp alumni to return to and experience camp as they remember. Former Counselors and Campers will be invited to enjoy a flag ceremony, swim in the springs, enjoy the campfire, and so much more. Last year, our camp was 100% full, except for a few last-minute cancellations. Parents from all over the state are anxious to have their children attend our camp. What Camp Wekiva offers cannot be replicated.

We have a dedicated staff, volunteers, and the most exceptional counselors you could imagine! Almost every counselor has been a camper and loves this camp as much as we do. However, the shining star of camp is you, the garden club members. Your contribution of students, scholarships, donations, and support continues to make **Camp Wekiva the second most magical place in Florida.**



# WEKIVA YOUTH CAMP DATES & LINKS

## SCHEDULE 2024

### **Wekiva Volunteer Training**

Feb 9, 2024 @ 1 pm  
through Feb 11, 2024 @  
10am

Register online:

[VOLUNTEER TRAINING FORM](#)  
EZREG ONLINE is available, but  
there are technical difficulties with  
the link which is being addressed.

### **Wekiva Open House**

February 11, 2024 from  
11am-1 pm

[OPEN HOUSE](#)

### **Camp Set-up begins:**

June 1, 2024 \* \* \* Staff  
Orientation June 12-15, 2024

## FEES & COSTS

## ADULT VOLUNTEERS

## WISH LIST



# PLANT AMERICA

by Grace Tshanakas  
Florida State Coordinator



Plant America is a special grant project of the 2023-2025 administration of the National Garden Club (NGC) led by NGC President Brenda Moore. The program has *three components*:

- Plant America, Feed America
- Plant America, Landscape for Wildlife
- Plant America, Plant for Pollinators

The beauty of this program is that many garden clubs already meet the requirements of one or more of the three components. Let's take a closer look at each component.

**Plant America, Feed America** encourages every garden club member to fight food insecurity. You can participate as an individual or as a Garden Club. Your garden club qualifies for the grant if they hold a food drive or regularly collect food to donate. Just complete the NGC Feed America Donation Form and submit it electronically.

**Plant America, Landscape for Wildlife** is focused on efforts to preserve wildlife habitats for future generations. As development reduces existing natural habitats, we can draw wildlife to our own landscapes. The NGC Certified Wildlife Habitat Application sets forth the requirements of the program.

**Plant America, Plant for Pollinators**, encourages garden club members to make our gardens more than just beautiful by supporting birds, bees, and other insects with incentives to ensure we are providing the components pollinators need to thrive. The NGC Certified Pollinator Garden Application defines the requirements of the program.

Please reach out to the Florida State Coordinator Grace Tshanakas at [gtshanakas@gmail.com](mailto:gtshanakas@gmail.com).

**PLACE AN AD IN THE  
CONVENTION SLIDESHOW**

Slide dimensions are below. Deadline is MAR 20.

<b>Full Slide</b> 5" H x 11" W \$100	<b>Half Slide</b> 5 ½" H x 5.5" W \$ 50
--	---

EMAIL your ad to Inger [mjinger@att.net](mailto:mjinger@att.net).  
(954) 649-9310

FULL DIRECTIONS [FFGC.org/CONVENTION](http://FFGC.org/CONVENTION).  
Download the form. Design assistance available. Ask  
Inger. SLIDESHOW to be shown at nightly meals.



**CFAA** (*see-fah*)

Join fellow creative individuals  
with a passion for floral arts.  
Novice to master, all are welcome!

EXPLORE THE POSSIBILITIES!  
[www.CreativeFloral.org](http://www.CreativeFloral.org)

# THE POWER OF POSSIBILITIES!

**CFAA SEMINAR  
FEB 22-24, 2024**

**ORLANDO MARRIOTT AIRPORT LAKESIDE**

// FEATURING //


WORLD-RENOWNED FRANCINE THOMAS FROM NEW ZEALAND  
EIGHT WORKSHOPS // BETTY ANN GALWAY //  
GINA JOGAN // MEMBERS' KALEIDOSCOPE SHOWCASE  
THE VIRGINIA FLOWER LOVERS // MEMBERS' DESIGNER CHALLENGE

## 4<sup>TH</sup> ANNUAL "AS I SEE IT" PHOTOGRAPHY COMPETITION 2024 CORAL GABLES GARDEN CLUB

By Susan Rodriguez, District Director, District XII



*Cultivate.  
Create.  
Educate.  
Inspire!*



**[CORALGABLESGARDENCLUB.ORG/PHOTOCONTEST](http://CORALGABLESGARDENCLUB.ORG/PHOTOCONTEST)**

Next year, Coral Gables Garden Club will hold the 4th Annual *AS I SEE IT* Photography Competition 2024 and will introduce thrilling new categories sure to ignite and channel your creative energies.

See all the categories online. Submissions open on April 1, 2024. Anyone reading this is eligible to participate.



# MEMBERSHIP

by Christy Linke, FFGC 1st VP  
and Membership Chair

The holiday season is approaching and we are always looking for the right gift to give. For the person who has everything. Have you thought about giving the gift of a FFGC membership to someone to their local garden club? A gift that would keep on giving all year long. You would be gifting friendships,

FFGC, needs to know the interests of our members. A survey is on its way to you, so we would be very grateful if you would complete it and return it to us—anonymous or otherwise.

On-line garden clubs. What are they? They are garden clubs that are held exclusively via ZOOM largely due to work or medical reasons. They are actively engaged in the same mission as FFGC. They are started with 10 members just as you would any other garden club. They collect and pay dues and are the



give those interested--an application and a card, or a way to get in touch.

Clubs are in full swing right now with garden fests, flower shows, teas, house tours, plant sales, and so much more. I think we all agree word of mouth is the best way to new members.

A way to engage those members who cannot attend your day time meetings is to start an alternative activity on Saturdays, like a book club or craft group. It attracts those people who cannot attend your meetings but want to be a part of the garden club. They joined for a reason and this is one way they can participate and get to know the members. Consider what adaptations your club can make to accommodate interested people who can't make the traditional daytime meetings. Keeping those who cannot attend



educational opportunities in the environment, conservation, landscape design, floral arranging, horticulture, and don't forget, fun with flowers. Maybe they are writers and would love to submit articles to *The Florida Gardener*. Don't forget, even couples can receive the gift of membership.

People join for different reasons—to be social, to learn about plants, design, butterfly gardening, youth programs, or flower shows. For our organization to grow we,

same as clubs that meet. You can learn [How to Organize a Club](#) online. Everything you need is there at your fingertips.

Florida Arbor Day, January 19, 2024, is a great way to advertise your club and attract new members. Use your publicity to draw out new members curious about who you are and what you're doing. Encourage members to invite guests on planting day. Have something to

Everyone is a potential member, maybe not right now but maybe in the future.

If you have any questions, please email Christy Linke at [clinke3173@aol.com](mailto:clinke3173@aol.com).



# HISTORY OF ARBOR DAY

by Lynn Artz, *Arbor Day Chair*

Arbor Day is a special day to celebrate the beauty of trees and their importance to our environment. Arbor Day literally means *tree* day. Arbor Day is celebrated nationally, and in every state, by planting trees.

Nebraska City, Nebraska is the birthplace of the Arbor Day holiday in America. **Julius Sterling Morton** is recognized as the *Father of Arbor Day*.

## JULIUS STERLING MORTON

J. Sterling Morton was a journalist who settled on 160 treeless acres in the territory of Nebraska. Morton had a passion for trees and planted thousands of trees on his land. These included an apple orchard, peach, plum & pear trees, plus cottonwoods, evergreens, beeches, and more.

Morton encouraged other Nebraskans to plant trees for food, fuel, building material, wind breaks, and shade. As editor of the *Nebraska City News*, he filled his newspaper with agricultural advice, urging readers to plant trees and try new crops.

While serving as secretary of state and acting governor of the Nebraska Territory (1858-1861), Morton gave speeches about the value and ecological importance of trees to Nebraska.

He took every opportunity to encourage groups and individuals to plant trees.

Morton later served on the Nebraska State Board of Agriculture. In January of 1872, at a meeting of the Board, Morton proposed a tree planting holiday to be called *Arbor Day* to encourage all Nebraskans to plant trees.

## THE FIRST ARBOR DAY

The first Arbor Day celebration in the U.S. took place in Nebraska City, Nebraska on April 10, 1872. More than one million trees were planted.

## NEBRASKA ARBOR DAY

Arbor Day was proclaimed by Nebraska's Governor in 1874 and became a state holiday in 1985. April 22, J. Sterling Morton's birthday, was selected as the date for its annual observance.

## Other State Arbor Days

The idea spread. Other states proclaimed their own Arbor Day. By 1920, more than 45 states and territories were celebrating Arbor Day. Today Arbor Day is celebrated in all 50 states. Most states celebrate Arbor Day in April. However, far northern states celebrate in May and southern states often celebrate earlier, reflecting the best times to plant trees in different states.

## FLORIDA ARBOR DAY

Florida Arbor Day began in 1886, making it one of the first Arbor Day holidays in the nation. Officially, Florida Arbor Day is the third Friday in January.

## NATIONAL ARBOR DAY

In 1970, President Richard Nixon declared National Arbor Day a federal holiday, in keeping with other environmental initiatives such as the Clean Air Act, the Clean Water Act, the Endangered Species Act, and the creation of the Environmental Protection Agency. National Arbor Day is celebrated on the last Friday in April.

## A GLOBAL CELEBRATION

Today Arbor Day is celebrated around the world. Australia, China, Egypt, Germany, Israel, New Zealand, Philippines, South Africa, Spain, United Kingdom, Venezuela, and many other nations celebrate Arbor Day. Communities around the globe gather to celebrate trees and plant for a greener tomorrow.

## A FORWARDING LOOKING HOLIDAY

While most holidays celebrate a past event worth remembering, Arbor Day shows hope for the future. Planting a tree envisions the tree growing to provide cooling shade, habitat for wildlife, clean air and water, healthier communities, and natural beauty — all for a better tomorrow.

Morton himself said: "*Other holidays repose upon the past; Arbor Day proposes for the future.*"



# NEWS FROM THE DISTRICTS

## District I

by Jenny Weber, District Director

Pensacola Federation of Garden Clubs had a hugely successful flower show at the Interstate Fair. Clubs are busy with plant sales and craft activities, which you can read in our newsletter, *The Busy Bee* which you can find on our new **website**—[www.gardenclubsnwfl.com](http://www.gardenclubsnwfl.com) or follow us on [Facebook.com/Milton-GardenClubFL](https://www.facebook.com/Milton-GardenClubFL).

**Congratulations** to Destin Garden Club who put the finishing touches on their new Japanese garden installation at the Destin library!



## MARK YOUR CALENDARS!

February 29, 2024, *Viva Las Vegas Design Gala* and May 14-16, 2024

[Milton Garden Club](#)

*A sunflower is not just one flower. Both the fuzzy brown center and the classic yellow petals are actually 1,000 – 2,000 individual flowers, held together on a single stalk.*

[Read more.](#)

## DISTRICT II

by Sue Meyer District Director

### The FFGC Matching Grants Program in Action at Port St. Joe.


Since the community regards our club pergola as a popular setting for weddings, prom, and holiday photos, plans call for creating a more private backdrop of blooming evergreens to screen out the neighboring view was the goal of this Southern Favorites Garden. Grants are available every year. Please consider applying for one to beautify a spot in your hometown.

Port St. Joe has a wonderful new wildflower garden at Under the Palms Park in Mexico Beach and it's ready to host pollinators! Garden Club volunteers and city residents were as busy as bees planting and mulching the site. The garden serves as an example of how homeowners and public places can increase biodiversity by reducing lawn space and adding native plants and other Florida friendly plant species. The garden was funded by the Florida Wildflower Foundation's *Viva Florida Wildflower Demonstration Garden grant*. Plants were provided by Sandhills Native Nursery in Fountain, FL and Ramsey's Printing in Port St. Joe made the sign. The city of Mexico Beach installed a water faucet and a bench, and Home Depot donated a hose, edging, and the pine straw mulch. ▶



▲ *ChIPLEY Garden Club* delivering clothing to Kate Smith Elementary School as one of our Community Outreach projects.

Members of *Gulf Beach Garden Club* created this activity book for children to increase public awareness and to teach children fun facts about native plants. ▼



# NEWS FROM THE DISTRICTS

*Clermont Garden Club* adopted students from the Head Start Program in Clermont, and they are planting garden beds built by the Boy Scouts Troop 155 and reading garden related books like *The Little Pumpkin*. The kids learn how vegetables are grown, tend to them until harvest time, and then take the vegetables home for parents to cook. Clermont Garden Club hopes other clubs will consider volunteering with their local Head Start programs.



*District VII—Winter Park Garden Club* is one of the four founding clubs so they are also celebrating **100 years** under President Cynthia Pesch (for the fourth time).



*Lady Lake Garden Club* They receive the Emerald precious metal certificate under President Susan Cangialosi.



*L-R: Rob Farmer, Tina Worrell, Mary Adams, Margaret Iler, and Diane Wilson*



by Maria Wolfe  
*District Director, District X*

Stay up with what's happening in District X by reading our online newsletter entitled **Blooming Tales**. Each District X Garden Club and chair may submit articles and the newsletter is emailed to all District X members.

District X is proud to be hosting the 2024 Tropical Short Course in Wellington, FL. Click the icon to go to the the FFGC Calendar page with all details and also links to our site.



## 70 YEARS!




The *Miami Beach Garden Club* is collaborating with the City of Miami Beach and the Miami Beach Botanical Garden on the Lincoln Road Landscaping project, which is part of the Living Art Festival. The festival is a unique celebration that blends nature, creativity, and imagination. Design teams have designed planters filled with creative artistry and botanicals along Lincoln Road. Every corner will have a unique design that will delight you as you wander through the living exhibit. Miami Beach Garden Club's design on the 600 block will focus on pollinator plants. The exhibition will run from November 2023 to April 2024.



# Garden Clubbin'

Members of the **Indian Harbour Beach Garden Club** (District VI) attended a Succulent Workshop instructed by Master Gardner Elfrieda Tullar. ▼




*Punta Gorda Garden Club* members volunteered with the Ocean Conservancy to clean up trash along Charlotte Harbor.



*Tallahassee Garden Club* runs Youth Gardening at Gilchrist Elementary School. About 260 students have visited and/or had a garden program with another 60 scheduled to visit soon. They planted pollinator plants, a ton of vegetables, started an earthworm tower (and played with earthworms) and started our compost bin. →



Using donated flowers from Trader Joe's, the *Coral Gables Garden Club* (District XII) held a workshop for the special needs kids at Crystal Academy to make Fall flower arrangements to bring home to their parents. This activity brings joy to all involved including the children, staff and the members of the garden club. → → → →





Some members of **Lake City Garden Club** working on their Beautification Project with the city of Lake City. ▶

District VIII by *Phyllis Weber* ▼



**Clearwater Garden Club** and volunteers cleared shrubs and old trees from Fort Harrison entrance for the planting of their Arbor Day Tree on January 19, 2024.




**Dade City Garden Club** attending their “Make and Take” series on herbs.



**St. Petersburg Garden Club** attending a “Fun With Flowers” With help from the instructor and the end design.



In November, members of the **Camellia Garden Club of Eustis** and one guest (who became a member that day) visited the Central FL Fern Farm in Zellwood for a tour of the greenhouses. We learned about ferns, like the FL Native, Macho (*Nephrolepis biserrata*), their top seller, Boston (*Nephrolepis exaltata 'Bostoniensis'*), and Maidenhair (*Adiantum spp*), and all the other wonderful houseplants they grow (*Anthurium, Aphelandra, Begonia*, and so much more). Although they are a wholesaler, they permitted us to make purchases! The prices were spectacular – just like the experience. ▶▶



Members of the **Melbourne Garden Club** (District VI) held their annual auction for their November meeting. Everyone donates no-longer-wanted home items and proceeds from the live auction fuel Club activities. The Club had a ton of fun, it was great for socializing, and the Club made almost \$500.

District VII, **Bloom and Grow Garden Society** was in action planting a tree at a Habitat for Humanity home. ▼



**Valparaiso Garden Club** getting ready to work on the Paradise Gardens. ▼



# Garden Clubbin'



# BOOK REVIEW: NATURE'S BEST HOPE, BY DOUG TALLAMY

by Regina Doherty

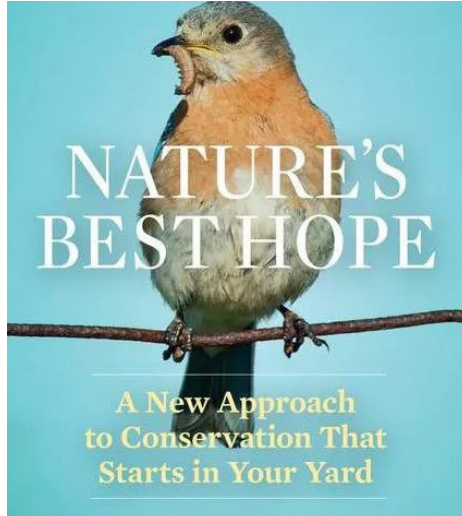
Read this book as part of a class and found it very interesting and sensible. In this new book—*Nature's Best Hope*—by Douglas W. Tallamy, (U. of DE Entomology & Wildlife ecology), the author outlines his vision for a grassroots approach to conservation.

The book begins with early warnings decades ago from environmentalists about living with nature and not exploiting or destroying it; understanding the importance of ecological habitats; and that conservation needs to be on a larger scale, not just in parks, preserves, and protected areas.

This book informs and debunks false assumptions about ecosystems and provides practical steps for how we can turn our yards into conservation corridors that provide wildlife habitats.

He also discusses the **Nine Principles of Florida-Friendly Landscaping™**, which are:

1. *Right Plant, Right Place;*
2. *Water and Fertilize Appropriately;*
3. *Mulch;*
4. *Attract*
5. *Wildlife;*
6. *Manage Pests Responsibly;*
7. *Recycle Yard Waste;*
8. *Reduce Storm water Runoff;*
9. *and Protect the Waterfront.*



©2020 Douglas W. Tallamy (P)2020  
Dreamscape Media, LLC (256 pgs)



## STRATEGIES

- Shrink your lawn by half
- Remove invasive plants
- Diversify the plantings
- Plant what pollinators want
- Use motion sensor lights
- Mow a dry lawn 3", and not at night
- Install a bubble for migrating birds
- Place lots of small bee hotels all over your yard
- Create caterpillar pupation sites under trees.
- Help caterpillars burrow into the soil by not having turf under trees
- No fertilizer or sprays

*"We can never truly own nature, but a sense of ownership creates a strong stewardship ethic, something the land we occupy desperately needs."*

—Doug Tallamy

## RESOURCES:

<https://fll.ifas.ufl.edu/about-fll/9-principles/>  
<https://fll.ifas.ufl.edu/plants/>  
<https://homegrownnationalpark.org>

*Colorful blooms aren't the chief reason these insects love your garden – it's more about the fragrance and nectar. According to the Smithsonian Institute, new cultivars of popular flowers have been bred for enhanced color and size, but have often lost their fragrance in the process. So everyday weeds, like dandelions and clovers, might actually be the most appealing things in your yard to butterflies (they hate pesticides, too). Taking care to choose heirloom flower seeds can get them to also fly your way.*

[Read more...](#)

# HOW THE PANDEMIC GAVE ME A BLUE HAIR STREAK

By Leticia Delatorre-Gunn, 3rd Vice President

**I**t was during the doldrums of the COVID-19 sleepy madness that it happened. Early one morning, I sitting in my vehicle waiting for the garage door to open— I saw it! These small black and blue iridescent wings with bluish white shimmering spots fluttering right by me, boasting that bright red body, landing ever so softly on the Sweet Almond bush (*Aloysia virgata*). It could only be *Eumaeus Atala*, the elusive **Coontie Hairstreak Butterfly!** *Oh, what joy!* A true Florida Native has decided to visit me and disregard social

picture of it to make sure you are not seeing things AND to prove to the neighbors you saw it! **QUICK!** Evaluate the situation: Atalas need Coontie (*Zamia floridiana*) plants as hosts and other native nectar plants. Make an assessment: I have two sad-looking Coonties that I just replanted and are in no shape to host hungry, healthy caterpillars; however, as an avid butterfly gardener, I have plenty of nectar plants...hence the Almond bush. **QUICK!** Make a resolution: **MUST GET MORE COONTIE PLANTS!**

*was still there*, happily enjoying the Almond bush's sweet nectar! I place the Coontie plants near the Almond bush while half listening to my husband's. "What the heck is going on?" "What are you doing?," and "Where have you been?" Too enthralled to pay attention to him, I walked away to watch from my kitchen window and, from my kitchen window, I watched this exquisite rare beauty lay eggs on the newly acquired plants. I danced a solitary happy dance in my kitchen.

You see, the Atala Hairstreak, as it may be commonly known, is the only butterfly to have ever been listed as extinct! The caterpillars feed on Florida's only native cycad, the *Zamia floridiana* or Coontie plant. This cycad is so important because



distancing! After years of effort with my neighbors trying to lure her into our neighborhood, here she is!!

Life (or adrenaline) rushed back into me like lightning making me jump into action! **QUICK!** Snap a

I jump right back into my vehicle and rush to the nursery where I usually buy plants guaranteed not to have pesticides. I promptly purchase two healthy Coontie plants and rush back home with my new plants; I look for the Atala. *She*

it is North America's only native cycad. This ancient plant once fed dinosaurs so it is called a living fossil! The over harvesting of the Coontie plant to make Arrowroot, a starchy flour, combined with the clearing of land to develop commu-



nities, led to the destruction of the Atala's natural habitats and colonies.

*Eumaeus Atala* was officially extinct in 1937, yet in 1979, while kayaking, a local naturalist discovered a huge Atala colony on a barrier island off the coast of Miami. Once this discovery was made, scientists, botanical gardens and local gardeners united and helped this Miami native make a slow, yet steadfast and unprecedented comeback.

The Florida Natural Areas Inventory has this butterfly listed as S2 - either very rare or local only in Florida and vulnerable to extinction from other factors. I could not bear the little caterpillars living outside with no protection against the world! I would wake up every morning and run to see them hopefully still munching away. I was in constant worry about their natural predators, the invasive Curly Tailed Lizards (*Leiocephalinae*), the awful Assassin Bugs (*Reduviidae*), and the dreaded Fire Ants (*Solenopsis invicta*)...ugh.

At this point, I loved the fat little red 'pillars and gave them names—Big Guy (really big and fat) and Little Goofy, who kept climbing onto old must feed on the *new* growth of the Coontie plant, so hence, Little Goofy.

This is when I went full on "butterfly crazy mom" and used my glue gun to build an enclosure out of PVC pipes and left-over, pool-screen mesh ....otherwise known as the Butterfly Condo. In there, I safely enclosed the Coontie plant with both Little Goofy still munching away and Big Guy already morphed into a chrysalis.

Sadly, the next day, Little Goofy crawled down to the ground and died. My neighbor had just sprayed his lawn with pesticides that day so I suspect that was the cause. Big Guy however, was in a perfect chrysalis and, 13 days later, he emerged as a perfect female specimen!

How do I know it was a female? Male Atala butterflies are smaller than the females and the males display an iridescent blue or green hue on their forewings that Big Guy had. Moreover, after we released her, sadly, she flew away. Males tend to stay within the colony if both nectar and host plants are present.

Females buy into the myth that the *grass is always greener* hunt and travel a small radius to see if there are better Coontie plants around. Big Guy found greener Coonties in my neighbor's backyard and laid her eggs. I hope she comes back to my Coonties. Alas, now I wait, like a *madre preocupada* (worried mother).

WATCH this video by Bonnet House Museum and Garden



## THE PLIGHT OF THE ATALAS

by Mona Johnston, Chair  
Horticulture Committee

By 1951, the butterfly was thought to be extinct in Florida. When Congress passed the Endangered Species Act in 1973, the Atala wasn't listed. Because it wasn't officially listed as endangered or threatened, it could be handled and moved which led **Sandy Koi**, along with other enthusiasts like me, to organize "rescues" into home gardens in Dade and Broward Counties for over 20 years. "*The home garden is so vital to the Atala's recovery because we have destroyed, altered, changed, fragmented and isolated our natural areas,*" notes Sandy Koi, who has done considerable research at UF/IFAS on the lifecycle of the Atala and is a contributing entomologist for IRC—The Institute for Regional Conservation.

Now that a warming climate is allowing the Atala to move north of its historic, natural range, folks like Leticia (see pg 30) are really important for its survival. It does have boom and bust years so don't get discouraged. "*Before we wiped out the coontie, this was considered the most conspicuous butterfly in South Florida,*" says Sandy. Maybe with luck and good gardeners, this will be true again one day.

---

## SPECIAL FEATURE

---

# A Chat with Laura Dowling

After being selected by Michele Obama to serve as the White House Florist, where she spent six years raising the bar by using flowers as diplomatic tools, Ms. Dowling wrote two books and has spent this Fall on a tour with *Good Morning America*. She catches up with *The Florida Gardener*.



**tfg** You didn't start out as a florist. After a trip to Paris, you changed careers. Oddly, so did I. What triggered your interest?

**ld** When I took my first

trip to Paris in 2000, I was working full-time as a strategic communications manager at The Nature Conservancy, part of a long-time career as a policy analyst in Washington, D.C. All these years later, I still remember the feeling I had when I came across the atelier of [Christian Tortu](#) as my husband and I strolled the St. Germain neighborhood—Tortu was (and still is) one of the all-time greats of French flower design. The bouquets in the window—exquisite compositions of ephemeral flowers in striking hues—were so breathtaking that they literally stopped me in my tracks. I was struck by the emotion conveyed in these bouquets which was unlike anything I had ever seen before. At

that moment, it struck me that I should become a florist working in the French style.

**tfg** How do you design when it's just for you?

**ld** It's important to push the envelope of creativity and always try new ideas. I am often inspired by concepts, materials or colors that can become the foundation of a theme for a bouquet, wreath, holiday decor or interior vignette and focus on telling a story with my designs. The goal is to expand traditional and/or expected concepts by using unusual elements, color combinations and/or techniques in my arrangements. This often leads to some interesting results. For example, a bouquet made of bundled green beans filled with green flowers, mushrooms and garlands of crispy onions was inspired by the iconic holiday dish—the green bean casserole. My source of inspiration can be nature, art, music, food, architecture, historical or cultural references and traditions, etc.—anything and everything!

**tfg** If you were going to spend as little money as possible on something for a desk, what would you do?

**ld** I think a petite bouquet of seasonal garden flowers is always a nice idea (e.g., daffodils, tulips, zinnias, roses, etc.) but a long-lasting plant (such as an orchid or a rosemary or myrtle topiary) can be a cost-effective (and beautiful) solution. Most grocery stores now carry an array of seasonal flowers, flowering plants, and topiaries at good prices.

**tfg** How are flowers sourced for the White House?

**ld** As an overarching goal, using American grown and/or locally grown flowers was a policy that gained traction during my tenure at the White House. As a practical matter, there were times (e.g., for large events or seasonal availability), where we needed to augment local products with imported flowers). Of course, price is always a major consideration.

**tfg** What is the planning timeline for the holiday White House?



**ld** The annual White House holiday installation requires a year-long planning process that starts in December/January. It starts in the winter with conceptualizing potential themes and room by room designs and then progresses throughout the spring and summer with mapping out details and logistics. By the fall, the design staff and volunteers are in full production mode, creating special handmade decor that will be featured throughout the White House. During my tenure, this could involve dozens of projects, that included a gilded maple leaf rosette arch, recycled aluminum topiary trees, illusion cube column covers made from berries, leaves and pine cones, replicas of the first family dogs (Bo and Sunny), and many other projects.

**tfg** What is the ordering process for fresh product and hard goods?

**ld** At the White House, I worked mostly with a local wholesaler and local growers who provided the beautiful flowers that were on display at White House events and in the state rooms. My process included having a system for ordering all of the flowers in my portfolio: the weekly displays for the state rooms, the private residence and the East and West Wing offices, plus for all of the White House events. For the weekly portfolio, I incorporated seasonal flowers with a goal of creating unique and varied displays every day.

**tfg** How many designers work in the White House in a typical week?

**ld** The number of volunteer and contract designers varies depending upon the number and scope of events going on. For the back-to-back holiday parties, state dinners, the Governor's Ball, Halloween, the 4th of July, etc., I often brought in dozens of volunteers and a small group of contractors to assist with all the decor and designs.

**tfg** White House florist / author / traveling correspondent ... where do you go from here?

**ld** I look forward to continuing my writing/speaking/traveling portfolio with some exciting new projects in the year ahead: I'm working on a fifth book that will focus on interiors and flowers, several interesting design projects and commissions as well as some additional projects that will take me back out on the road traveling across the country, which I love and find to be so inspirational. I'll keep everyone up to date on my social media platform.

## Follow Laura

instagram/@lauradowlingtheflorist  
Facebook/laura.dowling.3538

## READ MORE about Laura

Learn more about Laura Dowling:

- [Flower Magazine](#)
- [The Flower Podcast](#)
- [LINKEDin](#)
- [Ted Talk "Floral Diplomacy at the White House"](#) (October 2016)
- [George Washington University Magazine -- \*Life at the White House\*](#)
- [New York Times](#), White House Florist
- [Atelier Ashley Flowers](#), Freelancing for the White House

**Laura Dowling** is an award-winning florist and designer. She is the recipient of the American Horticultural Society's *Great American Gardener Award* for achievements and contributions in floristry, and is a featured speaker at leading flower shows, museums and cultural institutions across the country. In 2016, she received the *Distinguished Flower Ambassador* award from the Royal Horticultural Society of Belgium at a ceremony honoring international floral diplomacy in Ghent, Belgium. A native of Chehalis, Washington, Laura received her B.A. degree in political science and Masters Degree in Public Administration from the University of Washington in Seattle.


# SOUTH MIAMI GARDEN CLUB HOSTS AN OPPORTUNITY FOR GARDENERS TO MEET & GREET



By Nancy B. Masztal, SMGC Yearbook and Newsletter

President Annie Goodrich-Sorgie greeting participants. Liz Lane with one of her flower arrangements on the left side of the picture.

South Miami Garden Club (SMGC) hosted a membership event on Saturday afternoon, October 28 at the Amerant Bank Building in Pinecrest. Friends were invited to join SMGC members for refreshments, conversation and small group activities. The exterior glass walls of the meeting rooms afforded participants a view of the surrounding area and provided generous amounts of light for the gathering. The venue was provided by host **Aminta Konawicz**, Co-Vice President for Membership. Co-host was **Margarita Botero**, the Co-Vice President for Membership. 🌸 Participants viewed flower arranging demonstrations by member **Liz Lane**, the painting of flower pots by **Elena Zaldivar**, and each guest contributed a line in a poem about flowers led by **Aminta Konawicz**. The flower arrangements and hand painted flower pots were given as door prizes. 🌸 A PowerPoint presentation developed by **Ellen Book**, Co-Vice President for Programs, showcased club activities while playing in the background. Guests were made aware of club objectives and provided with a sample of program topics from over the last few years. They learned about our fundraising efforts and the environmental organizations we have supported recently. Fifteen members hosted 30 guests. The venue was filled with conversation, activity and excitement.



*Liz Lane's floral arrangement.*



Guest "Maggie" was very happy with her door prize painted by **Elena Zaldivar**.



# GOING BATTY! The Birds, Bees, Butterflies

By Jeri Decker, Chairman  
Birds, Bees & Bats

Birds, bees, butterflies, and bats are essential for pollination, biodiversity, food chains, seed dispersal, ecosystem services, and cultural value. Their conservation and protection are crucial for maintaining healthy ecosystems and ensuring the well-being of both natural environments and human societies.


*How do they do that?*

**Pollination:** They contribute to the transfer of pollen from the male reproductive organs of a flower to the female reproductive organs, enabling fertilization and the production of seeds and fruits. This process is vital for the reproduction of many plants, including those that provide food for humans and other animals. Without these pollinators, the diversity and abundance of plant species would be significantly reduced, leading to a decline in overall ecosystem health.

**Biodiversity:** Birds, bees, butterflies, and bats contribute to the

biodiversity of our planet. By interacting with various plant species, they facilitate the dispersal of seeds and help establish new populations of plants. This, in turn, supports the survival of diverse plant communities and provides habitats and food sources for other animals. The presence of these pollinators is a sign of a healthy and balanced ecosystem.

**Food chain:** Birds, bats, and even some species of bees are predators or prey in various food chains. They help control populations of insects, including pests that can damage crops and spread diseases. For example, birds feed on insects like mosquitos which can transmit





diseases such as malaria and dengue fever. By regulating insect populations, these creatures contribute to the overall ecological balance and help maintain the health of ecosystems.

**Seed dispersal:** Birds, especially those that consume fruits, play a critical role in seed dispersal. They consume fruits and later excrete the seeds in different locations, aiding the distribution and germination of plants across different habitats. Similarly, bats and some species of butterflies also assist in seed dispersal by carrying pollen or seeds on their bodies as they move from one flower or plant to another.

**Ecotourism and cultural significance:** Birds, bees, butterflies, and bats are often admired for their beauty, grace, and unique behaviors. They attract tourists and nature enthusiasts, providing economic benefits through ecotourism. Additionally, these creatures hold cultural significance in many societies, featuring in folklore, religious beliefs, and artistic expressions.

#### WHAT CAN YOUR GARDEN CLUB DO?

- Ask your town government to become a Monarch Sanctuary
- Give presentations to educate
- Award certificates to neighbors who participate

#### RESOURCES

- <https://monarchcityusa.com>
- <https://www.pollinator.org>
- <https://www.fs.usda.gov>
- <https://www.fws.gov>

## AGAVE AMERICANA A Century Plant for a Century of Planting

by Mona Johnston, Chair of  
Horticulture Committee

For the Ancient Americans from the Southwest U.S. to Mexico, the Agave Century Plant (*agave americana* or *A. Americana*) provided food, drink, and medicine, paper, fabric, pins and needles, thatch and thread and to early Americans. According to William H. Prescott in 1843:

*"Surely, never did Nature  
enclose in so compact a form so  
many of the elements of human  
comfort and civilization!"*

Surprisingly those uses are still in evidence today even though we think of it as an ornamental or the basis for a favorite beverage---tequila. Its leaves are processed for fibers used to make nets, bags, matting, and coarse cloth. Its flowers, leaves, and stalks are all edible. Instructions for preparation and recipes are available on the internet! Agave nectar, promoted as a natural sweetener, is prepared by cutting the stalk, leaving a hole in the core where liquid is collected daily and then processed. *A. Americana* sugar is also used in traditional medicine to treat a variety of ailments. Beware, *Agave americana* sap can cause severe allergic dermatitis.

Does it really live 100 years? No, but it does live a very long time and, in some cases, up to 30 years before flowering. Most plants will produce "pups" which can be removed and

planted. *A. Americana* can grow to be very large...up to eight feet wide. There are cultivars and varieties available that may be more suitable for smaller gardens. Whatever you choose, it is not only beautiful but provides a habitat for birds and small animals and, when it flowers, it attracts hummingbirds and numerous insects! A very suitable plant to celebrate 100 years of FFGC commitment to caring for our fragile Florida Flora.

Read more [here](#).



*Agave Century Plant*





# AWARDS 2024

BY THE NUMBERS

Over 150 award applications were received by the Awards Chair. Here's how they breakdown:

All districts participated with the average number of applications by district being 12.

## *All Districts Participated*

The most applications were received by District 1.

## *District 1 Applied for the Most*

The most popular award was for Award # 11 Yearbook.

## *Yearbook was Most Popular.*

About one-half of the ~80 award categories received applications. If an award has not received any applications after a specific period of time, it is dropped from the awards handbook.

This does not include flower show or youth awards.



FFGC AWARDS

# FLORAL DESIGN INSTRUCTORS

CERTIFICATION CLASS

by Jan Griffin, Chair  
Floral Design Study

Floral Design Instructors have a second opportunity to fulfill their requirement of attending a certification class to continue teaching floral design courses.

The workshop will be held on Tuesday, January 9, at 5 pm, after the Tri-Council meeting at FFGC headquarters, 1400 S. Denning Street in Winter Park. There will be no dinner for this workshop, however, we should be finished by 7:30 pm.

The new Floral Design Study manual will be ready to hand out with a brief discussion of the changes. We will review the Basic 1 – 6 classes and have a demonstration of classes 7-9.

There is no cost to this workshop. However, please let Jan Griffin know if you wish to attend by sending her an email at [billjangriffin@gmail.com](mailto:billjangriffin@gmail.com) or calling (813) 754-8685.

◀ The awards icon has 12 palm fronds, representing the 12 districts.



Photo by Kim Bettencourt  
"Summer's Bounty"

—member of Snapdragons Photography Club

Snapdragons is the FFGC Photography Club. To join their monthly Zoom workshops (10 am on the last Wednesday of each month), email Marianne Salas @ [molviasalas@gmail.com](mailto:molviasalas@gmail.com), District IV Photography Chair, and member of Bartram Garden Club.



Photo by Bonnie Seipp "Pink Powder Puff"  
Snapdragons Photo Group

# WHAT SHOULD YOUR NONPROFIT BE DOING AT THE END OF ITS FISCAL YEAR?

By Jana Walling, Treasurer, and Lisa Packard, Editor

If your club is an IRS registered 501(c)(3), there are a few annual bookkeeping items to keep you in full compliance.

**Note:** donors who make contributions of \$250 or more need something in writing to claim the deduction on their individual tax returns.

## National

### IRS Tax Reports

Even though you do not pay taxes, you should file a type of Form 990 with the IRS, but which type depends on the gross receipts of the organization.

### What is a Form 990-N and when is it due?

The Form 990-N is a simple postcard that you e-file and is due 4 1/2 months after the end of your

fiscal year. It is only six questions. No financial information is given.

- Calendar year or tax year date
- Check if gross receipts are \$50,000 or less
- Name and address of club
- Employer Identification Number
- Website
- Officer name and address

There is no late fee for the current year; however, if you fail to file for three consecutive tax years, you will lose your tax exempt status and must reapply for tax exempt status.

### How do I file the Form 990-N?

It is filed online at the IRS.gov website: <https://www.irs.gov/pub/irs-pdf/p5248.pdf>

### W9's for vendors.

If you paid anyone \$600 or more, you have to obtain a W9 from them. You must issue them a 1099 form in January so now is the perfect time to make sure you have what you need (Tax ID number from each of them if they have one).

## State

Florida requires two annual state reports for the nonprofit to maintain an "active status" with the state. The first will be with Sunbiz.org (Secretary of State's office). It involves just updating addresses and names/directors each year before May 1 for about \$61.25 fee. <https://dos.fl.gov/sunbiz/manage-business/efile/annual-report/>

The second is the "solicitation registration" license which allows organizations to collect donations. <https://www.fdacs.gov/business-services/solicitation-of-contributions>

## NONPROFIT LINK



Karen Frost  
"Clouds"  
Snapdragon Photography Club



# WILLIAM BARTRAM: PART II, RETURN TO FLORIDA 1773

## THE BARTRAM LEGACY: DISCOVERING THE VALUES OF NATURE

By Kalia C. Baillene  
Bartram Society Chair

(a continuation from PART I, in the  
Fall edition of TFG).



William's daily written account of his travels through the southern territories with son Billy was well received by the King of

England and Dr. John Fothergill (British physician, plant collector and patron of the Bartram's) who procured the funding for their journey, and now they wanted more—to go to Canada. Billy's insistence he be commissioned to return to the southeast and especially Florida which he was allowed to do so he prepared for his solo venture. Connections with business and landowners throughout the areas were started and Billy began his trek to explore more of the southern areas of South Carolina, Georgia and Florida.

Billy left Philadelphia in April 1773 by ship (colonies still in possession of England) for his first stop in Charleston, SC. His contact there was Dr. Chalmer, a local gentleman patron, who introduced Bartram to important families from South Carolina, Georgia, and Northern Florida. Those connections were vital in providing provisions for the journey. He went to 'Savanna' and met the governor, Sir J. Wright. After recovering from his sea travels, he bought a 'good' horse

to begin his southern trek. He connected with plantation owners along the way and explored SC Sea Islands farmed plantings and native plants. He lists in his writings many varieties still recognized today: *Pinus palustris* (pinetree), *Magnolia grandiflora*, and varieties of *Quercus* trees (live oaks). He also observed the animals of the region. Among them were deer, 'tygers' (bobcat), wolves, bears, and smaller creatures such as raccoons, foxes, hares, squirrels, lots of opossums, and what he called a Norway rat, (or what we call a pocket gopher). He gave mention to many snakes, other serpents, and the many birds on land and water—naming three types of eagles. He calls one "*the great grey eagle is the largest, of great strength and high flight.*"

He traveled toward Augusta, GA, where he was to arrive sometime during May or June to present himself to the community leaders who would introduce him to the chiefs of the Cherokee, Creek, and other Indian nations to allow for friendships and protection on his travels. Billy's horse rides were along established trails and roadways to plantations. These homesteads were his accommodations to rest, explore the local flora and fauna and receive more introductions for his further explorations. He kept daily writings in very descriptive terms of all his nature discoveries and important people he met.

Billy traveled on toward the Altamaha River (where he and his father had discovered the *Franklinia*

tree) at Fort Barrington, and Darien, GA. He delivered mail, met new people, saw many plantations, and described the crops he found, mostly rice and corn but, always describing the multiple species of native plants. In Darien, he visited with the Lachlan McIntosh family, who provided him with valuable information and more introductions.

After reaching the ferry crossing at the fort, he describes the former location there of an ancient Indian village with its numerous conical mounds of earth (Indian trash dumps). He crosses the river on "*a good large boat, roved by a Creek Indian, who was married to a white woman: he seemed an active, civil, and sensible man.*" He describes a tree called '*Ogeechee limes*' used as a replacement for regular limes, which is today called the Nyssa ogeche or common name Ogeechee Tupelo. It grows in swampy areas of SC, GA, FL, and AL.

After many days on the McIntosh plantation, Billy finally begins his great adventures to Florida in March 1774, where he landed on the northern tip of Amelia Island. He visited Lord Egmont's plantation and was shown about the entire island by his agent Stephen Egan. Bartram and Egan sailed from Amelia Island through the Intercoastal Waterway to the St. Johns River stopping at Cow Ford (now Jacksonville). Bartram made detailed observations about the clusters of Sea Islands they passed along the way: St. Simon's, Jekyl,

and Cumberland, describing them as “*beautiful, thinly populated, and excellent haunts for deer, bears, and other game.*” Bartram bought and provisioned a sailboat (his *bateau*) for his solo trek south on the river. After a three-day sail, he landed in Switzerland at the plantation of Francis Philip Fatio. The next day he continued upriver to Fort Picolata, where seven years prior he failed as a planter. Bartram was sailing along the eastern side of the river, which was occupied by the English. He decided to cross over to the western shores, which was the territory of the Indians from a prior settlement. As he rounded the river bend, in the area that is now downtown Palatka, he passed an Indian village. Describing the site, he said he rowed quietly at a distance, (he had been warned about an Indian disturbance at the lower Spaulding Store, which was located on the Indian territory side of the river several miles south of Palatka, across from the seven sister islands). Naked youth were playing along the edge of the river in shallow waters, while adult males fished with baskets and spears along the shoreline. In the distance, were women tending to the gardens, while older women watched the younger children and cooked over open fires. He said they only looked his way, seemed peaceful, and went about their chores.

[**Note:** Since the St. Johns River flows North, traveling the route south by compass directions is to go “North” on the river. Bartram traveled from Jacksonville to Astor, so went ‘south’ in direction, but ‘north’ on the river.]

Billy arrived at a small English camp on Murphy’s Island, where he

rested, made inquiries and explored the local terrain. Murphy’s Island, accessible only by water, is now a conservation area managed by SJWMD, and has several primitive campsites with potable water and compost toilets.

Billy continued his journey all the way to Astor. He camped along the river, fishing, hunting small game, collecting specimens, writing, drawing, and having several frightening encounters. His descriptions of fighting off two alligators from his fish, only to have them fight each other right by his boat, was a terror he never forgot. He called the alligators, small dragons, and was terrified of them. He tried drying fish at his campfire, only to have a wolf snatch it from the trees where it was hanging.

Billy met several ‘traders’ who hunted wild game, traded furs with the Indians for goods they wanted, such as knives, cotton cloth, and pots for cooking, and sold furs to the local trading stores. They were going to Alachua and Billy joined their group on the trip. It was on this trip that he became friends with and hired trader Job Wiggins to accompany him on some of the journey. Job hunted, cooked, gave directions, and made introductions to natives, which made for a better life and more time for Billy’s collections. The journey was overland and traveled by horseback or walking through Putnam county to Alachua County near Little Orange Creek, where the Indian chief ‘Cow Catcher’ was introduced to Billy. When it was explained to him what Billy was doing, the chief laughed. Collecting flower and plant specimens was a very strange

phenomenon to him. The Indians came to respect him as a noble and trusted person and was thereafter named ‘Puc Puggy’ (puk pu gee) ‘flower hunter’ by the Indians.

The trip to Alachua was across Paine’s Prairie, which so amazed Billy that he later returned to explore it again.

Billy mailed correspondence when he could to his twin sister Elizabeth and Father John with drawings and details of his explorations. On his return home he would redraw and paint many of the specimens he had sketched on the journey and paint many of them. They were mostly sent to Dr. Fothergill in England. All are now preserved in the National Historical Museum in London.

We have the Bartram family to thank for the many writings, drawings, and plantings, and the scientific knowledge they preserved throughout their travels. We give more credit and thanks to Billy for convincing Dr. Fothergill that Florida and the southern territories were very worthy of further exploration. He truly earned his titles of Botanist, Ornithologist, Artist, Historian, and Explorer.

We owe a debt of gratitude to the many of the Bartram authorities and authors who researched and wrote about Billy’s many accomplishments. Thanks to Florida Federation of Garden Clubs and Garden Club of Palatka for making this effort a part of our state board positions. Another continued effort by the Putnam county Bartram group, now officially ‘The Bartram Society of Florida’, which has persevered and worked many



years and continues to bring all seven Florida counties covered in Bartram's return visit into the group. As Billy would say, 'We are humbled.'

The year '2024' marks the 250th year celebration of Billy's Travels to Florida and the southeast. Everyone above is planning to participate and celebrate. Says Tina Tuttle, President of FFGC, "Billy is coming to visit our 100th Birthday celebration at convention. He will be speaking at our luncheon on Friday, April 12, 2024."

As Billy would say in parting, "Love and Peace, your friend Billy."

Further resources:

<https://bartramtrailsociety.com/county-trails/>

<https://floridahikes.com/william-bartram-st-johns-river-loop>

<https://floridascenichighways.com/wp-content/uploads/2016/09/Bartram-Trail-Along-ROLHC-Map-Brochure.pdf>

# CAMP LIVE OAK

by Sharon Bogard, President, District XI

District XI's Fort Lauderdale Garden Club honored former member Nan Knox, who funded the Nan Knox Unit of the Boys and Girls Club of Broward County, by offering scholarships to sponsor young teens from the Nan Knox unit to attend Camp Live Oak, a day camp based in Hugh Taylor Birch State Park.

"Camp Live Oak was fantastic! The camp was very engaging and fun. The counselors were very polite. They take all the kids to the beach at least once a day and some get swimming lessons. One of the best camps I've been to," said, camper, Brandon Hilliard.

"I'm so excited and appreciative for this opportunity for Brandon to attend camp. I see him blooming like a garden," said Brandon's mom, Christina Hilliard.

The week long program, "Flower Power - The Amazing Power of Plants," included Botanical Experiments, Hydroponic Gardening, and a Swamp Tromp through the Everglades.

Nan Knox was a beloved member and is remembered with memorials throughout the Fort Lauderdale Garden Center. She was also a philanthropist, and the Boys and Girls Club was a prime focus of her work. She strongly supported our youth programs and mentored many garden club members.

The foregoing is an excerpt written by its editor, Geo, for Fort Lauderdale Garden Club's publication, *The Green Thumb*.



# EAT, DRINK & BE MERRY

## APPETIZERS

### CARAWAY-CHEESE CRISPS (great with wine and beer)

#### Ingredients:

1 cup butter, softened  
2 cups shredded cheddar cheese  
2 cups flour  
1 tsp ground red pepper  
1/4 tsp salt (optional)  
1 cup finely chopped pecans  
2 tsp caraway seeds

#### DIRECTIONS:

Beat butter with electric mixer, gradually adding cheese, beating well. Combine flour, red pepper and gradually add to cheese mixture, mixing after each addition. Add the nuts and seeds, blending.

Roll dough into 3/4 inch balls and place on ungreased baking sheets; flatten each ball with a fork dipped in flour. Bake at 350° for 15 minutes or until lightly browned on the edges. Cool on a wire rack. Store in an airtight container, but freezes beautifully. Yields 5 dozen. Great with beer or wine. People will think they're cookies.

*by Lisa Packard*

### CRANBERRY FETA PINWHEELS

1 carton (8 oz) whipped cream cheese, softened – Philadelphia is the best  
1 cup (8 oz) crumbled feta cheese (or bleu cheese)

1/4 cup chopped green onions (or red onion)  
1 package (6 oz) dried cranberries  
Chopped walnuts optional  
4 flour tortillas (10 inches)

In a small bowl, combine the cream cheese, feta cheese and onions. Stir in cranberries.

Spread about 1/2 cup of mixture over each tortilla and roll up tightly. Wrap with plastic wrap and refrigerate for at least one hour. Cut each roll-up into 10 slices.

Yield: 40 Appetizers.

*by Donna Berger*

### PROSCIUTTO WRAPPED ASPARAGUS

1 Bunch of Fresh asparagus ends trimmed  
12 thinly sliced Italian prosciutto di Parma  
1 package of frozen puff pastry  
1 egg beaten  
1 Tablespoon extra virgin oil  
8 ounces cheese of your choice  
Salt and pepper to taste  
Parmesan cheese  
Parchment paper

Preheat oven to 425° degrees. Line a pan with parchment paper for the puff pastry.

On a lightly floured surface roll out puff pastry to a large rectangle about double the original size. Square off edges and cut into six squares.

Place slice of prosciutto on top of the square. Add 3-4 stalks of asparagus (depending on size) and 1-2 tablespoons of cheese.

Lift corners of puff pastry and wrap around the asparagus & press to seal.

Sprinkle puff pastry with egg wash and add more salt & pepper if desired.

Bake until pastry is golden and puffed, about 22-15 minutes. Serve immediately. Buon appetito!

*by Inger Jones*

## SOUP

### SPICY HOT PUMPKIN SOUP Serves eight and good cold, too.

#### INGREDIENTS

1 cup onions, sliced thin  
1 cup celery, sliced thin  
2 Tablespoons butter  
1 large clove of garlic, minced  
1 tsp hot Hungarian Paprika...you may use regular or smoked paprika in place of hot  
1 tsp cumin  
1 tsp cinnamon  
1 tsp coriander  
1 bay leaf  
4 pounds cooked puréed pumpkin (Canned pumpkin is very good, make certain it is canned pumpkin and NOT pumpkin pie purée)  
4 cups chicken broth, can/or made  
1/2 cup heavy cream  
Salt and pepper to your taste.



## DIRECTIONS

Cook onions and celery in butter until softened. Add garlic, paprika, cumin, coriander, cinnamon, and bay leaf and stir for a few minutes. Add pumpkin and stock and bring to a simmer for approximately :30 minutes until vegetables are very soft. (Do not let soup boil)

Discard bay leaf. Purée in blender, food processor or kitchen wand until very smooth. Add salt and pepper to taste. Return soup to pan and 1/2 cup heavy cream. Serve with a dollop of sour cream and a sprig of cilantro or parsley.

by Sharon Trbovich

## MAIN DISH

### ANCHOVY SPAGHETTI

A Christmas Eve Italian tradition called *Feast of the Seven Fishes*.

This dish will bring you good luck. Serves eight.

1 can flat or rolled anchovies (preferably in Olive oil)  
1 8 ounce can tomato sauce  
1/2 can of water

## DIRECTIONS

Add anchovies (with oil) to tomato sauce and water. Cook slowly for about an hour.

Boil 1 pound thin spaghetti. Drain. Mix sauce into spaghetti. Serve with Parmesan cheese!

by Tina Tuttle



## “Best Brisket Ever”

...said Jewish grandmothers everywhere!



Set a crock pot on high add:

1 envelope of onion soup mix  
1 1/2 cups Burgundy wine + 1/4 cup water  
2 T flour  
1 T dried basil  
2 tsp dried thyme  
1/3 cup orange marmalade  
1 1/2 tsp grated orange peel  
2 tsp sugar  
4 cloves garlic, minced  
cracked pepper

Add the brisket fat side up. Spoon the sauce over the top of the brisket to cover it. Cover and bake all day (at least 5 hours or so). This is even better the next day. Freezes great!

## DESSERT

### CONGO BARS A/K/A BUTTERSCOTCH BARS

## INGREDIENTS:

1 1/3 sticks butter softened  
1 box brown sugar  
3 eggs  
1 tsp vanilla extract  
2 1/2 cups sifted flour  
2 1/2 tps baking powder  
1/2 tsp salt  
1 (12-oz) bag butterscotch chips  
2 cups chopped walnuts

## DIRECTIONS:

Cream together butter and sugar. Add eggs one at a time, beating after each. Add vanilla. Separately, sift together flour, baking powder

and salt and gradually add to the bar mixture and mix it well. Add chips and nuts. Spread the mixture into a greased pan and bake at 350° for approximately 30 minutes. Do not overcook. The bars will be very soft and appear to be undercooked. Cook another 5 minutes, if necessary. They will "ripen" overnight and be at their peak texture after 24 hours.

Cut into bars after cooled. Wait at least 1-2 hours before cutting. Use a 12" x 16" pan for this recipe or reduce by half. *Hint!* After spreading the bar mixture into the pan, to keep the edges from drying out, cut strips of aluminum foil over all the edges of the pan.

From Valerie Seinfeld who got it from Al Latina who got it from Jane's mother.

## WINE CAKE

### For the Cake

- 1 package Duncan Hines yellow cake mix
- 1 package vanilla instant pudding
- 4 eggs
- 3/4 cup Wesson vegetable oil
- 3/4 cup white wine

### For the Glaze

- 1 stick butter
- 1 cup sugar
- 1/4 cup water
- 1/4 cup wine

### Optional toppings

- raspberries
- powdered sugar
- vanilla ice cream

Instructions →

## DIRECTIONS:

1. Preheat oven to 350 °F.
2. Combine cake ingredients and bake for 30 - 40 minutes; cake is done when a toothpick comes out clean.
3. Combine glaze ingredients and boil until sugar is melted, about two minutes.
4. Gently loosen the cake from the side of pan with small knife.
5. Poke holes all over the cake to allow the glaze to penetrate.
6. Pour glaze over hot cake before removing from pan. Let set for at least 10 minutes.
7. Serve plain or with raspberries, sprinkled with powdered sugar. It is also good with a small scoop of vanilla ice cream.
8. Cake gets even better with age. Make it a day or so ahead of time.
9. Can be frozen and frozen sliced frozen cake is really good, too.
10. NOTE: This recipe has traveled around the world. It's been shared by so many people who share with someone else.

*Frances Kane, a friend of Mary Whisler*

## ENNIS MARGARITA

- 1 can of limeade (6 or 9 oz)
- 1 can of water
- 1 can of tequila
- 1/2 can triple sec

## INSTRUCTIONS:

Fill blender with all ingredients and ice. Crush and then serve.



*by Laura Ennis*

## MEXICAN COFFEE

Next time you're having coffee after dinner with friends, toss in a broken cinnamon stick in the basket with the coffee grounds to infuse the flavor into the brewed coffee.

*by a friend who owns a Mexican restaurant*

## WINNIE'S TAMALE SOUP

- 1 lb. ground chuck/hamburger
- 1 onion chopped
- 1 can chili beans (Mexibans) or black beans or pinto beans... whatever you like
- 1 can diced tomatoes (15 oz.)
- 1 can creamed corn
- 1 can beef broth
- 1 can tamales
- \*optional a can of hominy; adds great texture

## INSTRUCTIONS:

Brown the hamburger and chopped onions together. Drain. Add everything except tamales. Simmer for as long as you want. When you're ready to eat, remove the tamales from their paper wrappings (don't forget), slice them into 1/4 inch pieces or so and add to the soup and heat through. Fills 4-6 people. Recipe can easily be doubled or tripled and freezes well. Great with cornbread.

*by Lisa Packard by way of Winnie Jelley, a proud Texan.*



## GET READY FOR COMPANY!



## GREEN GIFT WRAPPING

The most eco-friendly wrapping paper is **brown kraft paper**. Get in touch with your *inner Martha* and use twigs, markers, and natural items with colorful twine. There are many colorful markers available to write names. Get ready for oohs and ahhs on your crafty, creative, and *organically* wrapped gifts. Here is some inspiration:



**WATCH THE [VIDEO](#).**

## ELEPHANT STEW

- 1 elephant
- 2 cups salt
- 2 cups pepper

Cut elephant into 1-inch cubes (allow approximately 72 days for this procedure).

Cook over a kerosene fire about 4 weeks at 465°. If more than 3,800 guests are expected to dinner, two rabbits may be added, but do this only if necessary, as most people do not like to find hare in their stew.





# IT'S ALMOST CUETLAXOCHITL SEASON!

By Betsy Tilghman

What? Oh, I mean poinsettia season! It's that beautiful time of year in South Florida stretching from November through February.

The poinsettia is native to southern Mexico. It is a *Euphorbia*, aptly named *Euphorbia pulcherrima*, the "most beautiful." In the wilds, it is a leggy, tall shrub whose leaves

its bravery, stamina, and swiftness, those characteristics admired in warriors. The red leaves of the poinsettia came to represent the blood of Aztec warriors. The hummingbirds, whose timely migration back to their winter grounds in Mexico, feasting on the nectar of the poinsettia's yellow flowers, became the returning fallen warriors, helping to

honor. Most of the poinsettias we buy today have their roots from the Ecke Ranch in Encinitas, California, which transformed the wild poinsettia of Mexico into a compact and multi-colored world phenomenon.

Several years ago, I noticed that my neighbor retained her rows of poinsettias adorning the walkway to her front door long past the holiday season. I had always considered the poinsettia much like the Christmas tree, to go out with the trash shortly after New Years Day. But why should that be? With water and good light poinsettias, beautify our outdoors well into February. So, now I enjoy them in November, December, January and into February, when I look at them in amazement but start to think of spring approaching, and ask them sheepishly if they wouldn't mind... spring is approaching and I have some other ideas...




[Guide to Caring for Poinsettias](#)  
[A Culturally Important Plant](#)

begin to turn red towards the end of October, becoming scarlet hued by December.

Long before Christian missionaries came to Mexico and claimed the poinsettia as La Flor de Noche Buena, the ancient Aztecs considered cuetlaxochitl to be a divine gift. Its blooming and deep coloration occur during the winter solstice, marking the re-birth of light. Thus, it was the sacred flower of the Aztec sun god, Huitzilopochtli, whose name is derived from the native word for hummingbird. The hummingbird was celebrated for

return light and renewal to earth.

Enter Dr. Joel Poinsett, American botanist and the first U.S. ambassador to Mexico from 1825-1829. Although it is often cited that he was not well-received in Mexico for his unkindly attitude towards its native people, he fell in love with the cuetlaxochitl that adorned the Catholic churches at Christmas time and brought the plant back to his home in Charleston, South Carolina, where he propagated and distributed it among his colleagues and friends. The plant was named poinsettia in 1836 in his



# FFGC POSITION PAPERS

A statement on environmental and conservation issues.

## What are Position Papers?

Position papers are carefully developed statements of FFGC's position on critical issues we care about.

## Why were they written?

These papers are provided to (a) clarify the issue; (b) informed debate and decisionmaking; and (c) provide rationale for our position and (d) suggest a course of action for ourselves, all levels of the government, and the broader community.

Furthermore, position papers (or statements) are consistent with our mission statement on key and relevant environmental and conservation issues and are dated and reviewed periodically. *Any FFGC member may propose revisions to a position statement at any time.*

## Where can I read them?

Read each position paper online under *About*:  
<https://www.ffgc.org/Position-Statements>

## How are position statements used?

Each position statement is intended to inform and stimulate engagement of our members. Many of the issues about which position statements are developed have relevance to and are debated at many levels of society and government. FFGC and individual members may submit information, including relevant position statements to federal or state legislators, governmental agencies, commissions, panels and groups of interested parties or individuals. FFGC position statements may serve as the basis for writing to or

speaking with these agencies or groups by members, and may be used by FFGC representatives to advocate policies promoting FFGC objectives and the public good.

Mary Ann Cody, FFGC Legislative Positions, Policies and Legal

Legislative Handbook:  
2019 Policy Advocacy Handbook from the Florida Native Plant Society

### THE PAPERS COVER:

EXPAND RENEWABLE ELECTRICITY GENERATING CAPACITY

Adopted September 14, 2016

PROTECT FLORIDA SPRINGS

Adopted January 14, 2016

ADOPT FLORIDA-FRIENDLY LANDSCAPING

Adopted January 14, 2016

BAN HYDRAULIC FRACTURING IN FLORIDA

Adopted January 14, 2015

REDUCE MARINE PLASTIC POLLUTION

Adopted January 14, 2015

PROMOTE CIVIC BEAUTIFICATION

Adopted September 12, 2013

LOVE FLORIDA STATE PARKS

Adopted September 13, 2012

DEFEND OUR NATIONAL PARKS

Adopted May 10, 2012

CONTROL INVASIVE SPECIES

Adopted May, 10 2012

PROTECT AQUATIC ECOSYSTEMS

Adopted May 10, 2012

CONSERVE NATIVE PLANTS

Adopted January 12, 2012

SUPPORT CLEAN AIR

Adopted January 12, 2012

SUPPORT CLEAN WATER

Adopted September 16, 2010



FLORIDA STATE CAPITOL



# FLORIDA FEDERATION OF GARDEN CLUBS, INC.

Est. 1924 | Celebrating 100 Years of Advocacy, Beautification & Education

1924 - 1930

Constitution & Bylaws & First Convention  
Roadside beautification launched. *Forestry bill enacted into law*. FFGC became a Charter member of the National Council of State Garden Clubs, Inc.

1931 - 1940

*Junior garden clubs initiated*. First Short Course held at University of Florida.

1941 - 1950

First Hume Fellowship awarded. Blanche Covington Nature Study Course established. *First Blue Star Memorial Highway bill designating U.S. 1 passed*.

1951 - 1960

*First Blue Star Memorial Highway marker dedicatory ceremony held in Key West*. First publication of the official FFGC magazine, *The Florida Gardener*. FFGC sponsored bill naming the Sabal palm Florida's official tree was passed. First advanced refresher course held at University of Florida. First Landscape Design Short Course held at University of Florida. Tropical Short Course initiated at University of Miami. *George Morrison Scholarship in Landscape Architecture established*.

1961 - 1970

Taylor R. Alexander scholarship established. *FFGC received national recognition for planting 1,325,708 trees*. First Flower Show Judges symposium held. More than \$7,000 donated to help save Corkscrew Swamp Sanctuary.

1971 - 1980

Largest enrollment (500) of high school gardeners in the world in Winter Park. *Establishment of Elizabeth McCullagh Scholarship for High School Gardeners*. Official opening of Camp Wekiva, July 21. Operation Wildflower adopted. *FFGC sent flowers to decorate the Blue Room's Christmas tree at the White House*.

1981 - 1990

*First William Bartram Trail Marker*. First Energy Awareness Conferences held. Buildings added at

Camp Wekiva and pool completed. Published *The Miracle of Butterflies and Florida Wildflowers and Roadside Plants*. Adopted Paths of Sunshine as designation for FFGC roadside beautification. Heritage Oak planted in Tallahassee commemorating FFGC's 60th Anniversary. Native plants and Wildflower Seed Bank established. *FFGC Scholarship in memory of Velma Bernecker Gwinn*. *The Ella P. Wood Paths of Sunshine Endowment Fund established*.

1991 - 2000

*Desert Storm Memorial Garden planted at Naval Air Station, Pensacola*. Established Hurricane Andrew Tree Fund. *Scholarships established honoring James and Edna Crowl and W. Reese Harris*. First FFGC sponsored Wildflower Conference. ECHO and Hurricane Andrew Tree Project added to World Gardening projects. *Floral designs exhibited at EPCOT International Flower/Garden Festival*.

2001 - 2010

A time capsule placed at headquarters to be opened in 2100. *President Schaag addressed the Governor and Florida Cabinet at State Capitol in Tallahassee and planted a Heritage Tree on Capitol grounds*. Florida Special License Plate for wildflowers established. New endowed scholarship given in memory of former FFGC president Ella Wood.

2011-2020

*Florida Springs Rally to support springs protection legislation*.





# Great things start in the garden

Black Kow® builds the organic matter content of the soil, adds nutrients, increases microbial activity, and improves drainage and moisture retention. It's a healthier and environmentally friendly alternative to synthetic fertilizers.

**Black Kow® offers many soil improvement advantages...**

- 🌿 Re-builds the “Life” in Soils
- 🌿 Free of Chemicals
- 🌿 Safe for Edible Gardens
- 🌿 Excellent Source of Nutrients
- 🌿 Easy to Use!

**Pick up a bag today.**  
[www.blackkow.com](http://www.blackkow.com)



# NEW ORGANIC GARDEN FRIENDLY FUNGICIDE

We love our St. Augustine lawns, vegetable gardens, fruit trees, orchids, bedding plants and roses. But often they fall victim to leaf spots and blights. These diseases include brown patch, powdery mildew, rust, alternaria and anthracnose. Garden Friendly Fungicide offers cost effective and easy to use control of many infections on outdoor plants. Garden Friendly Fungicide with *Bacillus amyloliquefaciens* strain D747 is concentrated because it was developed by Certis for commercial organic farming. Use only 1 teaspoon per gallon of spray solution.

Available in 8 ounce and pint containers on Ebay or ask your local independent garden retailer.



HAPPY NEW YEAR  
2024



## Get the plate that saves butterflies and bees.

Florida's most treasured and threatened butterflies and bees depend on wildflowers for survival.

But wildflowers themselves are threatened.



Two ways  
to get your plate

☎ Visit [FlaWildflowers.org/wildflower-tag](http://FlaWildflowers.org/wildflower-tag) to request a phone call.

🚗 Visit your county license plate agency.

Each purchase or renewal of the State Wildflower license plate generates \$15 to grow Florida wildflowers for butterflies, bees and birds.